




ERJU SYSTEM PILLAR

PRAMS Log - Part 2 Operational Hazards



PRAMS Log - Part 2 Operational Hazards

Author(s)	Bois Julien (I-NAT-GST-CCS-EXT - Extern) , DE SIMONE, Vincenzo , WARLITZ Joachim , Kertis, Tomáš (SMO RS EN EH CZ PRO ASR) , Christophe Cassir , Iñigo Iruretagoyena Tormo , Perletto Alberto (I-NAT-GST-CCS-EXT - Extern) , Philipp Nienheysen , Franco Riccardo , Ryf Urs (I-NAT-GST-CCS-EXT - Extern) , Vlček Martin, Mgr.PhD. , LARBAT Guy-EXT , Ronnarit Pholprasertporn , Chanon Akaphobanukul , Verapat Chutianusornchai , Julian Wallach , Ramin Hedayati , DE NICOLA, Giuseppe , PAPILLAULT Virginie , Neuteboom, Frits F , Stoico Paolo , Vries, Maarten de
Abstract	This document reports the list of Operational Hazards defined as part of the ERJU Hazards Database to be used for risk assessment by ERJU SP Domains in accordance with EURJ PRAMS Plan and guidelines.
Config Item	PRAMS Log
Document ID	ERJU Hazard Database/PRAMS_Log_Part-2_Operational_Hazards#725190  PRAMS Log - Part 2 Operational Hazards
Classification	Public
Status	In Progress (educated draft, discussion in domain nearly finished)
Version	1.2
Revision	720658
Last Change Date	01.10.2025
Copyright	Brussels: Europe's Rail Joint Undertaking, 2025

© Europe's Rail Joint Undertaking, 2025

This document is drafted by and belongs to EU Rail.

EU Rail encourages the distribution and re-use of this document, the technical specifications and the information it contains. EU Rail holds several intellectual property rights, such as copyright and trade mark rights, which need to be considered when this document is used.

EU Rail authorises you to re-publish, re-use, copy and store this document without changing it, provided that you indicate its source and include the following: EU Rail trade mark, title of the document, year of publication, version of document.

EU Rail makes no representation or warranty as to the accuracy or completeness of the information contained within these documents. EU Rail shall have no liability to any party as a result of the use of the information contained herein. EU Rail will have no liability whatsoever for any indirect or consequential loss or damage, and any such liability is expressly excluded.

You may study, research, implement, adapt, improve and otherwise use the information, the content and the models in the this document for your own purposes. If you decide to publish or disclose any adapted, modified or improved version of this document, any amended implementation or derivative work, then you must indicate that you have modified this document, with a reference to the document name and the terms of use of this document. You may not use EU Rail's trade marks or name in any way that may state or suggest, directly or indirectly, that EU Rail is the author of your adaptations.

EU Rail cannot be held responsible for your product, even if you have used this document and its content. It is your responsibility to verify the quality, completeness and the accuracy of the information you use, for your own purposes.

This work is currently a work in progress. The content presented is subject to change as it undergoes further review, refinement, and development. Please do not consider this version as final or authoritative.

INFO: History table is not displayed, because this document is in status **doc_inprogress**.

RULE: History table is not displayed, in statuses: { draft doc_open doc_inprogress doc_contentApproval doc_contentDecision }

CONTACT: For more information contact Administrator

Approval by reviewers

Type of Approval	 Document Review
------------------	---

Approval by approvers

Type of Approval	 Document Approval
------------------	---

Table of contents

1 Preamble	4
1.1 Purpose	4
1.2 Intended audience	4
1.3 Document Context	4
1.4 Glossary	4
1.4.1 Terms	4
1.4.2 Abbreviations	4
1.5 List of References	4
2 General Operational Hazards	4
3 ETCS SUBSET-113 Hazards	16
4 RSSB Operational Hazards	102
5 HOF Hazards	141
5.1 System Performance	141
5.2 Roles and Responsibilities	143
5.3 Training and Support	143
5.4 Business Processes	144
6 New Hazards identified by System Pillar Domains	146


Table of Figures

Table of Tables

1 Preamble



1.1 Purpose

Purpose

The ERJU Hazard Database Operational Hazards list covers the need of having a common set of operational hazards that shall be used by all SP Domains to perform their safety analyses. [SPRM-2191,  Text]


1.2 Intended audience

Intended audience

This document is an appendix to  PRAMS Log - Main ERJU Hazard Database and reports the list of operational hazards defined as part of the ERJU Hazards Database to be used by ERJU SP Domains in accordance with ERJU PRAMS Plan and guidelines. [SPRM-2189,  Text]

1.3 Document Context

Document context

The ERJU Hazard Database represents a centralized, standardized and harmonized hazards database combining all railway accidents categories, top-level hazards and refined ones and is a key part of the general safety methodology proposed by the PRAMS team to be applied within the SP domains and for future projects. [SPRM-2308,  Text]

1.4 Glossary

1.4.1 Terms



No references

Terms

Refer to Terms section in  PRAMS Log - Main Hazard Database. [SPRM-2194,  Text]

1.4.2 Abbreviations

Abbreviations

Refer to Abbreviations section in  PRAMS Log - Main Hazard Database. [SPRM-2196,  Text]

1.5 List of References

List of References

Refer to List of references section in  PRAMS Log - Main Hazard Database. [SPRM-2199,  Text]

2 General Operational Hazards

Disclaimer

The list is not exhaustive and is aligned with current status of the ERJU Hazard Database. It will be updated during the project lifecycle. [SPRM-108,  Text]

[B.1.1] Failure to operate the infrastructure

A failure to operate the infrastructure falling within the B.1.1 sub-categories.










ID	SPRM-109
----	----------

old ID	CSM-ALSP B.1.1.1; RSSB CHAMOIS 5.01;
Linked Work Items	<p>is copied from : ⚙️ ⚡ SPPRAMSS-6903 - [B.1.1] Failure to operate the infrastructure : 485369</p> <p>has parent : 📁 SPRM-107 - General Operational Hazards</p> <p>_ is parent of : ⚡ SPRM-110 - [B.1.1.1] Improper routing</p> <p>_ is parent of : ⚡ SPRM-111 - [B.1.1.2] On track plant incorrectly outside possession</p> <p>_ is parent of : ⚡ SPRM-112 - [B.1.1.3] Pushed switch</p> <p>_ is parent of : ⚡ SPRM-113 - [B.1.1.4] Long stop in tunnel</p> <p>_ is parent of : ⚡ SPRM-114 - [B.1.1.0] Other failure to operate the infrastructure</p> <p>_ is parent of : ⚡ SPRM-115 - [X.1] Undue movement of a point nearby person</p> <p>_ is assessed by : ⚠️ SPRM-1636 - Output of TCCS Configuration to Traffic CS System: wrong configuration data sent</p> <p>_ is assessed by : ⚠️ SPRM-1638 - Output of TCCS Configuration to Trackside Assets CS System: wrong configuration data sent</p> <p>_ is assessed by : ⚠️ SPRM-1640 - Output of TCCS Configuration to Configuration Manager: wrong configuration data state sent</p> <p>_ is assessed by : ⚠️ SPRM-1642 - Output of TCCS Configuration to Signaller: wrong configuration data state sent</p> <p>_ is assessed by : ⚠️ SPRM-1646 - Output of TCCS Configuration to Traffic Management System: wrong configuration data state sent</p> <p>_ is assessed by : ⚠️ SPRM-1649 - Input from Traffic CS System to TCCS Configuration: wrong configuration data state received</p> <p>_ is assessed by : ⚠️ SPRM-1660 - Input from Configuration Manager to TCCS Configuration: wrong configuration data state received</p> <p>_ is assessed by : ⚠️ SPRM-1666 - Input from Integrator to TCCS Configuration: wrong checked and signed configuration data received</p> <p>_ is assessed by : ⚠️ SPRM-1672 - Input from Data Preparation to TCCS Configuration: wrong signed configuration data received</p> <p>_ is assessed by : ⚠️ SPRM-1678 - Input from Integrator to TCCS Configuration: wrong configuration data received</p> <p>_ is assessed by : ⚠️ SPRM-2010 - Input from Trackside Assets CS System to TCCS Configuration: wrong system state observation received</p> <p>_ is assessed by : ⚠️ SPRM-2013 - Input from TrainCS System to TCCS Configuration: wrong system state observation received</p>
Type	⚡ Operational Hazard

[B.1.1.1] Improper routing





Any occasion when a train/vehicle is directed on a route that was not planned.

ID	SPRM-110
old ID	CSM-ALSP B.1.1.1.1; RSSB CHAMOIS 2.01.21, 3.11.02; EN 62267 Table 1, 7.6;

Linked Work Items	is copied from :   SPPRAMSS-6904 - [B.1.1.1] Improper routing : 466978 has parent :  SPRM-109 - [B.1.1] Failure to operate the infrastructure _ is assessed by :  SPRM-1048 - Incorrect required operational traffic plan from TMS _ is assessed by :  SPRM-1050 - Incorrect requested track path from Signaller _ is assessed by :  SPRM-1078 - Incorrect shorten movement permission response from Train CS _ is assessed by :  SPRM-1391 - Late requested track path from Signaller (2) _ is assessed by :  SPRM-1392 - Late required operational traffic plan from TMS (2)
Type	 Operational Hazard

[B.1.1.2] On track plant incorrectly outside possession





On track machine(s) or other object(s) used during infrastructure activities positioned outside the authorised area

ID	SPRM-111
old ID	CSM-ALSP B.1.1.2
Linked Work Items	is copied from :   SPPRAMSS-6905 - [B.1.1.2] On track plant incorrectly outside possession : 485369 has parent :  SPRM-109 - [B.1.1] Failure to operate the infrastructure
Type	 Operational Hazard

[B.1.1.3] Pushed switch

Any occasion when a switch in a wrong position is run over in trailing direction (converging points) unintentionally.





Note: hazard due to Operational failure

ID	SPRM-112
Linked Work Items	is copied from :   SPPRAMSS-6906 - [B.1.1.3] Pushed switch : 475522 has parent :  SPRM-109 - [B.1.1] Failure to operate the infrastructure
Type	 Operational Hazard

[B.1.1.4] Long stop in tunnel









Any occasion when a passenger train is stopped in a tunnel for more than 10 minutes. Stops in underground stations should be excluded.

Note: this is related to a failure to operate the infrastructure.

ID	SPRM-113
old ID	CSM-ALSP B.1.1.4
Linked Work Items	is copied from :   SPPRAMSS-6907 - [B.1.1.4] Long stop in tunnel : 485369 has parent :  SPRM-109 - [B.1.1] Failure to operate the infrastructure
Type	 Operational Hazard


[B.1.1.0] Other failure to operate the infrastructure






Any occasion falling within the category 'failure to operate the infrastructure', but not covered by the subcategories above.

ID	SPRM-114
old ID	CSM-ALSP B.1.1.0
Linked Work Items	<p>is copied from :   SPPRAMSS-6908 - [B.1.1.0] Other failure to operate the infrastructure : 459260</p> <p>has parent :  SPRM-109 - [B.1.1] Failure to operate the infrastructure</p> <p>_is caused :  SPRM-1300 - Incorrect requested point position from Signaller (1)</p> <p>_ is assessed by :  SPRM-1305 - Incorrect required operational traffic plan from TMS</p> <p>_ is assessed by :  SPRM-1750 - Incorrect requested point position from Signaller (2)</p> <p>_ is assessed by :  SPRM-1751 - Late requested point position from Signaller</p>
Type	 Operational Hazard

[X.1] Undue movement of a point nearby person

Undue movement of a point due to signaling failure while a person is nearby.


















Note : "switch" is used by CSM-ALSP. "point" is used in EUROPE (e.g. EULYNX Glossary Eu.Doc.9/ ERA Subset 023 / use "point", see SPLI-985 - POINT) and in SP  SPLI-985 - POINT.

ID	SPRM-115
Linked Work Items	<p>is copied from :   SPPRAMSS-10206 - [X.1] Undue movement of a point nearby person : 485369</p> <p>has parent :  SPRM-109 - [B.1.1] Failure to operate the infrastructure</p> <p>_is caused :  SPRM-1300 - Incorrect requested point position from Signaller (1)</p>
Type	 Operational Hazard

[B.1.2] Failure to operate a train or rail vehicle

A failure to operate a train or rail vehicle falling within the B.1.2 sub-categories



















ID	SPRM-116
old ID	CSM-ALSP B.1.2

Linked Work Items	<p>is copied from :  ⚡ SPPRAMSS-6909 - [B.1.2] Failure to operate a train or rail vehicle : 485369</p> <p>has parent :  SPRM-107 - General Operational Hazards</p> <p>_ is parent of : ⚡ SPRM-117 - [B.1.2.1] Signal passed at danger with passing of a danger point</p> <p>_ is parent of : ⚡ SPRM-118 - [B.1.2.2] Signal passed at danger without passing a danger point</p> <p>_ is parent of : ⚡ SPRM-119 - [B.1.2.3] Runaway</p> <p>_ is parent of : ⚡ SPRM-120 - [B.1.2.4] Over-speeding</p> <p>_ is parent of : ⚡ SPRM-121 - [B.1.2.5] Loading irregularity</p> <p>_ is parent of : ⚡ SPRM-122 - [B.1.2.6] Train composition Failure</p> <p>_ is parent of : ⚡ SPRM-123 - [B.1.2.7] Train available for boarding or alignment outside platform</p> <p>_ is parent of : ⚡ SPRM-124 - [B.1.2.8] Person entrapment in door</p> <p>_ is parent of : ⚡ SPRM-125 - [B.1.2.9] Train running with open door</p> <p>_ is parent of : ⚡ SPRM-126 - [B.1.2.10] Long stop in tunnel</p> <p>_ is parent of : ⚡ SPRM-127 - [B.1.2.11] Severe brake</p> <p>_ is parent of : ⚡ SPRM-128 - [B.1.2.12] Brake not correctly set for load</p> <p>_ is parent of : ⚡ SPRM-129 - [B.1.2.0] Other failure to operate a train or rail vehicle</p> <p>_ is assessed by :  SPRM-1265 - Early authorised automatic driving state from Driver</p> <p>_ is assessed by :  SPRM-1267 - Incorrect authorised automatic driving state from Driver</p> <p>_ is assessed by :  SPRM-1636 - Output of TCCS Configuration to Traffic CS System: wrong configuration data sent</p> <p>_ is assessed by :  SPRM-1638 - Output of TCCS Configuration to Trackside Assets CS System: wrong configuration data sent</p> <p>_ is assessed by :  SPRM-1640 - Output of TCCS Configuration to Configuration Manager: wrong configuration data state sent</p> <p>_ is assessed by :  SPRM-1642 - Output of TCCS Configuration to Signaller: wrong configuration data state sent</p> <p>_ is assessed by :  SPRM-1646 - Output of TCCS Configuration to Traffic Management System: wrong configuration data state sent</p> <p>_ is assessed by :  SPRM-1649 - Input from Traffic CS System to TCCS Configuration: wrong configuration data state received</p> <p>_ is assessed by :  SPRM-1660 - Input from Configuration Manager to TCCS Configuration: wrong configuration data state received</p> <p>_ is assessed by :  SPRM-1666 - Input from Integrator to TCCS Configuration: wrong checked and signed configuration data received</p> <p>_ is assessed by :  SPRM-1672 - Input from Data Preparation to TCCS Configuration: wrong signed configuration data received</p> <p>_ is assessed by :  SPRM-1678 - Input from Integrator to TCCS Configuration: wrong configuration data received</p> <p>_ is assessed by :  SPRM-2010 - Input from Trackside Assets CS System to TCCS Configuration: wrong system state observation received</p> <p>_ is assessed by :  SPRM-2013 - Input from TrainCS System to TCCS Configuration: wrong system state observation received</p> <p>_ is assessed by :  SPRM-2293 -</p>
Type	⚡ Operational Hazard

[B.1.2.1] Signal passed at danger with passing of a danger point





Any occasion when any part of a train or rail vehicle proceeds beyond its authorised movement and travels beyond the danger point.

ID	SPRM-117
----	----------

old ID	CSM-ALSP B.1.2.1RSSB CHAMOIS 2.01, 3.09, 13.01, 13.02, 5.03
Linked Work Items	<p>is copied from :   SPPRAMSS-6910 - [B.1.2.1] Signal passed at danger with passing of a danger point : 466978</p> <p>has parent :  SPRM-116 - [B.1.2] Failure to operate a train or rail vehicle</p> <p>_ is assessed by :  SPRM-2285 - EB or SB command is sent later than expected from CCS to Rolling Stock Operation System</p> <p>_ is assessed by :  SPRM-2286 - EB or SB command is not sent when needed from CCS to Rolling Stock Operation Sys...</p> <p>_ is assessed by :  SPRM-2292 -</p> <p>_ is assessed by :  SPRM-2294 -</p> <p>_ is assessed by :  SPRM-2315 - Late sending of cab status from Rolling Stock Operation System</p> <p>_ is assessed by :  SPRM-2316 - Incorrect cab status is sent by Rolling Stock Operating System</p> <p>_ is assessed by :  SPRM-2373 -</p> <p>_ is assessed by :  SPRM-2374 -</p> <p>_ is assessed by :  SPRM-2375 -</p> <p>_ is assessed by :  SPRM-2391 -</p> <p>_ is assessed by :  SPRM-2392 -</p> <p>_ is assessed by :  SPRM-2393 -</p> <p>_ is assessed by :  SPRM-2488 - Main power switch turn-off information is not sent by Rolling Stock Operation System</p> <p>_ is assessed by :  SPRM-2489 - Incorrect main power switch turn-off information is sent by Rolling Stock Operation System</p>
Type	 Operational Hazard





[B.1.2.2] Signal passed at danger without passing a danger point

Any occasion when any part of a train or rail vehicle proceeds beyond its authorised movement but does not travel beyond the danger point

ID	SPRM-118
old ID	CSM-ALSP B.1.2.2RSSB CHAMOIS 2.01, 3.09
Linked Work Items	<p>is copied from :   SPPRAMSS-6911 - [B.1.2.2] Signal passed at danger without passing a danger point : 478519</p> <p>has parent :  SPRM-116 - [B.1.2] Failure to operate a train or rail vehicle</p>
Type	 Operational Hazard

[B.1.2.3] Runaway

Any uncontrolled movement of a train or rail vehicle over a distance of at least one meter.

ID	SPRM-119
old ID	CSM-ALSP B.1.2.3RSSB CHAMOIS 2.02, 3.10, 4.03
Linked Work Items	<p>is copied from :   SPPRAMSS-6912 - [B.1.2.3] Runaway : 485369</p> <p>has parent :  SPRM-116 - [B.1.2] Failure to operate a train or rail vehicle</p>
Type	 Operational Hazard

[B.1.2.4] Over-speeding





Any occasion when a train runs with a speed higher than the maximum authorized speed or design speed.

ID	SPRM-120
----	----------

old ID	CSM-ALSP B.1.2.4RSSB CHAMOIS 3.01; EN 62267 Table 1, 0.3;
Linked Work Items	<p>is copied from : ⚡ SPRAMSS-6913 - [B.1.2.4] Over-speeding : 465013 has parent : ⚡ SPRM-116 - [B.1.2] Failure to operate a train or rail vehicle _ is assessed by : ⚠ SPRM-615 - Risk for process step "Signaller gets information of deactivated TSR" _ is assessed by : ⚠ SPRM-620 - Risk for process step "Signaller gets request to deactivate TSR " _ is assessed by : ⚠ SPRM-776 - Risk for process step "Trackside CCS gets a request to deactivate the TSR that r... _ is assessed by : ⚠ SPRM-922 - Risk for process step "Train Driver drives according to the activated TSR " _ is assessed by : ⚠ SPRM-926 - Risk for process step "Signaller considers new activated TSR " _ is assessed by : ⚠ SPRM-939 - Risk for process step "Train driver gets information about TSR to be activated " _ is assessed by : ⚠ SPRM-956 - Incorrect required operational traffic plan from TMS _ is assessed by : ⚠ SPRM-957 - Late required operational traffic plan from TMS _ is assessed by : ⚠ SPRM-964 - Late confirmation request of usage restriction activation to Signaller _ is assessed by : ⚠ SPRM-966 - Early indication of Usage restriction activation state to Signaller _ is assessed by : ⚠ SPRM-971 - Incorrect usage restriction activation confirmation from Signaller _ is assessed by : ⚠ SPRM-972 - Late usage restriction activation confirmation from Signaller _ is assessed by : ⚠ SPRM-1056 - Late indication of Authorised distance and speed restriction to Driver _ is assessed by : ⚠ SPRM-1057 - Incorrect indication of Authorised distance and speed restriction to Driver _ is assessed by : ⚠ SPRM-1078 - Incorrect shorten movement permission response from Train CS _ is assessed by : ⚠ SPRM-1191 - Early indication of current train speed to Driver _ is assessed by : ⚠ SPRM-1192 - Incorrect indication of current train speed to Driver _ is assessed by : ⚠ SPRM-1193 - Late indication of current train speed to Driver _ is assessed by : ⚠ SPRM-1402 - Incorrect indication of Authorised distance and speed restriction to Driver _ is assessed by : ⚠ SPRM-1403 - Late indication of Authorised distance and speed restriction to Driver _ is assessed by : ⚠ SPRM-1478 - Early usage restriction deactivation confirmation from Signaller _ is assessed by : ⚠ SPRM-1479 - Incorrect usage restriction deactivation confirmation from Signaller _ is assessed by : ⚠ SPRM-1780 - Early confirmation request of usage restriction deactivation to Signaller _ is assessed by : ⚠ SPRM-2173 - Late usage restriction activation confirmation from Signaller</p>
Type	⚡ Operational Hazard





[B.1.2.5] Loading irregularity

Any situation in which goods are improperly loaded (not in accordance with the applicable safety requirements)

ID	SPRM-121
old ID	CSM-ALSP B.1.2.5RSSB CHAMOIS 3.03
Linked Work Items	is copied from :   SPPRAMSS-6914 - [B.1.2.5] Loading irregularity : 459260 has parent :  SPRM-116 - [B.1.2] Failure to operate a train or rail vehicle
Type	 Operational Hazard





[B.1.2.6] Train composition Failure

Any situation in which a train composition does not respect the applicable safety requirements. It excludes all events already covered by other category B events (e.g. 'Brake not correctly set for load' or 'Failure of the braking system').

ID	SPRM-122
old ID	CSM-ALSP B.1.2.6 RSSB CHAMOIS 2.02.02, 3.06.03, 3.10.02; EN 62267 Table 1, 0.2, 7.2, 7.3;
Linked Work Items	is copied from :   SPPRAMSS-6915 - [B.1.2.6] Train composition Failure : 485369 has parent :  SPRM-116 - [B.1.2] Failure to operate a train or rail vehicle
Type	 Operational Hazard





[B.1.2.7] Train available for boarding or alignment outside platform

When this situation is taking place unintentionally or without specific RU procedure to be followed

ID	SPRM-123
old ID	CSM-ALSP B.1.2.7 RSSB CHAMOIS 14.02.10; EN 62267 Table 1, 4.1, 4.2, 7.1;
Linked Work Items	is copied from :   SPPRAMSS-6916 - [B.1.2.7] Train available for boarding or alignment outside platform : 466978 has parent :  SPRM-116 - [B.1.2] Failure to operate a train or rail vehicle
Type	 Operational Hazard

[B.1.2.8] Person entrapment in door





Any situation in which is linked to a person entrapment in door.

ID	SPRM-124
old ID	CSM-ALSP B.1.2.8 RSSB CHAMOIS 10.03.08, 10.03.09; EN 62267 Table 1, 3.1, 3.2, 3.3, 3.4, 3.5, 5.1, 5.2, 5.3, 5.4;
Linked Work Items	is copied from :   SPPRAMSS-6917 - [B.1.2.8] Person entrapment in door : 478519 has parent :  SPRM-116 - [B.1.2] Failure to operate a train or rail vehicle
Type	 Operational Hazard

[B.1.2.9] Train running with open door

Any situation in which a train departs or runs with an unsupervised open door





ID	SPRM-125
old ID	CSM-ALSP B.1.2.9RSSB CHAMOIS 14.02.17 ; EN 62267 Table 1, 5.2;

Linked Work Items	is copied from :   SPPRAMSS-6918 - [B.1.2.9] Train running with open door : 459260 has parent :  SPRM-116 - [B.1.2] Failure to operate a train or rail vehicle
Type	 Operational Hazard

[B.1.2.10] Long stop in tunnel





Any occasion when a passenger train is stopped in a tunnel for more than 10 minutes. Stops in underground stations should be excluded.

Note: this is due to a failure to operate a train or rail vehicle

ID	SPRM-126
old ID	CSM-ALSP B.1.2.10
Linked Work Items	is copied from :   SPPRAMSS-6919 - [B.1.2.10] Long stop in tunnel : 475522 has parent :  SPRM-116 - [B.1.2] Failure to operate a train or rail vehicle
Type	 Operational Hazard





[B.1.2.11] Severe brake

Any situation in which a brake application by the driver is exceeding applicable limits

ID	SPRM-127
old ID	CSM-ALSP B.1.2.11RSSB CHAMOIS 3.01.01; EN 62267 Table 1, 0.1, 0.4;
Linked Work Items	is copied from :   SPPRAMSS-6920 - [B.1.2.11] Severe brake : 485369 has parent :  SPRM-116 - [B.1.2] Failure to operate a train or rail vehicle
Type	 Operational Hazard





[B.1.2.12] Brake not correctly set for load

Any situation in which in linked to a brake not correctly set for load.

ID	SPRM-128
old ID	CSM-ALSP B.1.2.12
Linked Work Items	is copied from :   SPPRAMSS-6921 - [B.1.2.12] Brake not correctly set for load : 466978 has parent :  SPRM-116 - [B.1.2] Failure to operate a train or rail vehicle
Type	 Operational Hazard

[B.1.2.0] Other failure to operate a train or rail vehicle

Any occasion falling within the category 'failure to operate a train or rail vehicle', but not covered by the subcategories above.

ID	SPRM-129
old ID	CSM-ALSP B.1.2.0; EN 62267 Table 1, 4.1, 4.2, 6.1, 6.2, 6.3, 7.4, 7.5, 7.7, 8.8;
Linked Work Items	is copied from :   SPPRAMSS-6922 - [B.1.2.0] Other failure to operate a train or rail vehicle : 459260 has parent :  SPRM-116 - [B.1.2] Failure to operate a train or rail vehicle
Type	 Operational Hazard

[B.1.0] Other un-coded operation failure

Any occasion falling within the category 'operation failures', but not covered by the categories 'failure to operate the infrastructure' and 'failure to operate a train or rail vehicle'.

ID	SPRM-130
old ID	CSM-ALSP B.1.0
Linked Work Items	<p>is copied from : ⚙️ ⚡ SPPRAMSS-6923 - [B.1.0] Other un-coded operation failure : 459260</p> <p>has parent : 📁 SPRM-107 - General Operational Hazards</p> <p>_ is assessed by : ⚠️ SPRM-1636 - Output of TCCS Configuration to Traffic CS System: wrong configuration data sent</p> <p>_ is assessed by : ⚠️ SPRM-1638 - Output of TCCS Configuration to Trackside Assets CS System: wrong configuration data sent</p> <p>_ is assessed by : ⚠️ SPRM-1640 - Output of TCCS Configuration to Configuration Manager: wrong configuration data state sent</p> <p>_ is assessed by : ⚠️ SPRM-1642 - Output of TCCS Configuration to Signaller: wrong configuration data state sent</p> <p>_ is assessed by : ⚠️ SPRM-1646 - Output of TCCS Configuration to Traffic Management System: wrong configuration data state sent</p> <p>_ is assessed by : ⚠️ SPRM-1649 - Input from Traffic CS System to TCCS Configuration: wrong configuration data state received</p> <p>_ is assessed by : ⚠️ SPRM-1660 - Input from Configuration Manager to TCCS Configuration: wrong configuration data state received</p> <p>_ is assessed by : ⚠️ SPRM-1666 - Input from Integrator to TCCS Configuration: wrong checked and signed configuration data received</p> <p>_ is assessed by : ⚠️ SPRM-1672 - Input from Data Preparation to TCCS Configuration: wrong signed configuration data received</p> <p>_ is assessed by : ⚠️ SPRM-1678 - Input from Integrator to TCCS Configuration: wrong configuration data received</p> <p>_ is assessed by : ⚠️ SPRM-2010 - Input from Trackside Assets CS System to TCCS Configuration: wrong system state observation received</p> <p>_ is assessed by : ⚠️ SPRM-2013 - Input from TrainCS System to TCCS Configuration: wrong system state observation received</p>
Type	⚡ Operational Hazard

[X.2] Electric shock





Any situation in which is linked to an electric shock.

ID	SPRM-131
old ID	RSSB 6
Linked Work Items	<p>is copied from : ⚙️ ⚡ SPPRAMSS-7281 - [X.2] Electric shock : 478519</p> <p>has parent : 📁 SPRM-107 - General Operational Hazards</p> <p>_ is parent of : ⚡ SPRM-132 - [X.2.1] Contact with traction supply</p> <p>_ is parent of : ⚡ SPRM-133 - [X.2.2] Contact with non-traction supply</p>
Type	⚡ Operational Hazard

[X.2.1] Contact with traction supply





Electrocution due to contact with traction supply

ID	SPRM-132
old ID	RSSB 6.01

Linked Work Items	is copied from :   SPPRAMSS-7282 - [X.2.1] Contact with traction supply : 459260 has parent :  SPRM-131 - [X.2] Electric shock
Type	 Operational Hazard

[X.2.2] Contact with non-traction supply





Electrocution due to contact with non-traction supply

ID	SPRM-133
old ID	RSSB 6.02
Linked Work Items	is copied from :   SPPRAMSS-7283 - [X.2.2] Contact with non-traction supply : 485369 has parent :  SPRM-131 - [X.2] Electric shock
Type	 Operational Hazard

[X.3] Extreme environmental / weather event or conditions.






Extreme environmental / weather event or conditions such as extreme temperature, extreme precipitation, snow, extreme humidity, flooding, extreme wind conditions, lightning strike, natural events, airborne particulates.

Note: this is related to any situation in which an Operational Procedure shall be applied to avoid bigger risks/damages.

ID	SPRM-134
old ID	RSSB 8
Linked Work Items	is copied from :   SPPRAMSS-7286 - [X.3] Extreme environmental / weather event or conditions. : 478519 has parent :  SPRM-107 - General Operational Hazards
Type	 Operational Hazard

[X.4] Exposure to hazardous substance, condition or environment





Contact with harmful/toxic chemicals, exposure to breathable hazardous substances, contact with hot surfaces or biohazardous material, exposure to noise, exposure to high vibration levels, exposure to animal/insect bites, lack of oxygen, trapped in confined/enclosed space, exposure to radiation or EMC.
Note: this hazards refers to exposure due to not applying properly an Operational Procedure.

ID	SPRM-135
old ID	RSSB 7; EN 62267 Table 1, 0.1, 8.12, 8.13, 8.14, 8.15, 8.16;
Linked Work Items	is copied from :   SPPRAMSS-7287 - [X.4] Exposure to hazardous substance, condition or environment : 483294 has parent :  SPRM-107 - General Operational Hazards _ is parent of :  SPRM-136 - [B.0.5] Dangerous goods incidents not related to another type B event
Type	 Operational Hazard

[B.0.5] Dangerous goods incidents not related to another type B event











Any incident involving dangerous goods to be reported in accordance with section 1.8.5 of 'RID' (as referred to in Annex II.1 to Directive 2008/68/EC, as amended) and not covered by another type B event.

ID	SPRM-136
old ID	CSM-ALSP B.0.5 RSSB CHAMOI 7

Linked Work Items	is copied from :   SPPRAMSS-7608 - [B.0.5] Dangerous goods incidents not related to another type B event : 466978 has parent :  SPRM-135 - [X.4] Exposure to hazardous substance, condition or environment
Type	 Operational Hazard





[B.0] Other category B event types

Other category B event falling within the B.0 sub-categories for which detailed information is not (yet) available.

ID	SPRM-137
old ID	CSM-ALSP B.0
Linked Work Items	is copied from :   SPPRAMSS-7604 - [B.0] Other category B event types : 459260 has parent :  SPRM-107 - General Operational Hazards _ is parent of :  SPRM-138 - [B.0.1] Fire in proximity of rail infrastructure _ is parent of :  SPRM-139 - [B.0.0] Other un-coded category B event types _ is parent of :  SPRM-140 - [B.0.4] Improper or incautious use of authorised passages between platforms in the stations _ is parent of :  SPRM-141 - [B.0.3] Unauthorised presence of other third parties on the railway system _ is parent of :  SPRM-142 - [B.0.2] Unauthorised presence of staff/employees on railway system _ is parent of :  SPRM-143 - [X.6] Obstacle on or near the track
Type	 Operational Hazard





[B.0.1] Fire in proximity of rail infrastructure

Any occasion in which a fire is taking place in proximity of rail infrastructure, affecting the integrity of the infrastructure or the operations.

ID	SPRM-138
old ID	CSM-ALSP B.0.1; EN 62267 Table 1, 8.5, 8.6, 8.7;
Linked Work Items	is copied from :   SPPRAMSS-7606 - [B.0.1] Fire in proximity of rail infrastructure : 478519 has parent :  SPRM-137 - [B.0] Other category B event types
Type	 Operational Hazard





[B.0.0] Other un-coded category B event types

Any other category B event type not covered by any of the category or sub-categories coded above. A reporting of information in accordance with section 3.3 of Appendix A - Part C shall apply.

ID	SPRM-139
old ID	CSM-ALSP B.0.0
Linked Work Items	is copied from :   SPPRAMSS-7607 - [B.0.0] Other un-coded category B event types : 459260 has parent :  SPRM-137 - [B.0] Other category B event types
Type	 Operational Hazard





[B.0.4] Improper or incautious use of authorised passages between platforms in the stations

Any occasion in which the improper or incautious use by persons of authorised passages between platforms in the stations is detected

ID	SPRM-140
old ID	CSM-ASLP B.0.4; EN 62267 Table 1, 2.2;
Linked Work Items	is copied from :   SPPRAMSS-7609 - [B.0.4] Improper or incautious use of authorised passages between platforms in the stations : 485369 has parent :  SPRM-137 - [B.0] Other category B event types
Type	 Operational Hazard





[B.0.3] Unauthorised presence of other third parties on the railway system

Any occasion in which the unauthorised presence of third parties on the railway system (i.e. not in accordance with the applicable requirements) is detected.

ID	SPRM-141
old ID	CSM-ASLP B.0.3; EN 62267 Table 1, 2.18, 2.4, 2.5, 2.6, 2.9, 2.14, 2.16, 2.17;
Linked Work Items	is copied from :   SPPRAMSS-7610 - [B.0.3] Unauthorised presence of other third parties on the railway system : 475522 has parent :  SPRM-137 - [B.0] Other category B event types
Type	 Operational Hazard





[B.0.2] Unauthorised presence of staff/employees on railway system

Any occasion in which the unauthorised presence of staff/employees (i.e. not in accordance with the applicable requirements) is detected. This also includes sub-contractor staff.

ID	SPRM-142
old ID	CSM-ALSP B.0.2
Linked Work Items	is copied from :   SPPRAMSS-7611 - [B.0.2] Unauthorised presence of staff/employees on railway system : 485369 has parent :  SPRM-137 - [B.0] Other category B event types
Type	 Operational Hazard



[X.6] Obstacle on or near the track

This would include infringement of the train dynamic envelope by infrastructure or environmental elements

ID	SPRM-143
old ID	EN 62267 Table 1, 1.1, 1.2, 1.3, 1.4, 1.5, 1.6, 1.7;
Linked Work Items	is copied from :   SPPRAMSS-8306 - [X.6] Obstacle on or near the track : 478519 has parent :  SPRM-137 - [B.0] Other category B event types
Type	 Operational Hazard

3 ETCS SUBSET-113 Hazards

Implementation of SUBSET-113

The present section lists all opened hazards present in  SPPRAMSS-11040 - [SUBSET-113] version 1.5.0. [SPRM-145,  Text]

New version for ETCS Baseline 4 missing

Until 09/2024, the new version of SUBSET-113 (i.e. V1.5.1) is not officially available on the ERA website.

Once done, the PRAMS team shall update this section accordingly. [🔒 Content to be approved, SPRM-146, 📋 Issue]

To complete the integration of SUBSET-113 hazards information

During the integration of the hazards into Polarion, the pictures illustrating some of the SUBSET-113 hazards could not be done automatically. This shall be corrected manually.

In addition, the traceability between these hazards and the ones from §1 shall also be realised.

[SPRM-147, ✅ Task]

ETCS-H0001 - Possible overrun of Supervised Location in case the release speed is not calculated On-Board

ERTMS/ETCS On-Board will allow a train to pass the End of Authority (EoA) in release speed (given by trackside) with a distance equal to the odometer over-reading error before it trips the train, ref SUBSET-026 v2.3.0 section §3.13.8 / SUBSET-026 v3.4.0 section §3.13.10.2.6 / SUBSET-026 v3.6.0 section §3.13.10.2.6 and §7. Moreover, in release speed monitoring, the monitoring of Supervised Location (SvL) is not active.

Therefore, a hazardous situation could arise if:

- The protection of the Supervised Location must be ensured by ETCS, AND
- The driver does not respect the EoA, AND
- There is no balise group with order to trip the train in connection with the EoA, AND
- The trip initiated when the min safe front end (or antenna position in Level 1) passes EoA, is not enough to stop the train before SvL. This could happen if the odometer over-reading error is larger than expected during engineering of EoA and SvL:
 - the ERTMS/ETCS On-Board performs worse than the accuracy requirement for position measured by the ERTMS/ETCS On-Board in SUBSET-041 v2.1.0, v3.1.0 and v3.2.0 section §5.3.1.1, OR
 - there has been no reset of confidence interval due to missing of the relocation balise group close to EoA., OR
 - the ETCS Trackside does not consider a delay between passing EOA and transition to TR mode (applying the emergency brake) as defined for B3 ERTMS/ETCS On-Board or B2 ERTMS/ETCS On-Board implementing CR 977

ID	SPRM-148
old ID	SUBSET_113_V1.5.0 - ETCS-H0001
Linked Work Items	is copied from : ⌚ ⚡ SPPRAMSS-10652 - ETCS-H0001 - Possible overrun of Supervised Location in case the release speed is not calculated On-Board : 466978 has parent : 📁 SPRM-144 - ETCS SUBSET-113 Hazards
Rationale	<p>Proposed mitigation: The combined probability of these events might be judged as sufficiently low. However, the wayside engineering must do its most in order to avoid this hazard.</p> <p>The trackside shall calculate the release speed in such a way to enable the train to stop before the SvL. This calculation is based on the assumption that the ERTMS/ETCS On-Board performs according to its accuracy requirements. In order to minimise the probability of the ERTMS/ETCS On-Board performing worse than the accuracy requirements, a relocation balise group could be placed close to the EoA. Moreover, the trackside shall also consider the ERTMS/ETCS On-Board delay of 1 sec (according to SUBSET-041 v3.1.0 or v3.2.0, clause §5.2.1.13) as a delay between passing an EOA/LOA and applying the emergency brake.</p>
Type	⚡ Operational Hazard

ETCS-H0002 - Loss of a Position report indicating change from FS/OS mode to SR mode

The loss of a Position Report indicating a mode change from FS/OS to SR may be hazardous. In this situation the RBC will rely on an old position report and furthermore is not aware of the mode change of the ERTMS/ETCS On-Board to the mode SR. If the train then moves in SR, the RBC will try to send an updated MA (because it thinks the ERTMS/ETCS On-Board is in FS/OS mode), without having updated position information. If the RBC doesn't have any additional position information from e.g. interlocking, it

will then generate an MA under wrong conditions and possibly associate the ERTMS/ETCS On-Board with the wrong route (set for another train at the original position of SR train). The MA will be sent to the ERTMS/ETCS On-Board in SR, which is already waiting for a new MA, because the aim from the operational point of view is to leave the SR mode as soon as possible.

ID	SPRM-149
old ID	SUBSET_113_V1.5.0 - ETCS-H0002
Linked Work Items	is copied from : ⚙️ ⚡ SPPRAMSS-10653 - ETCS-H0002 - Loss of a Position report indicating change from FS/OS mode to SR mode : 485369 has parent : 📋 SPRM-144 - ETCS SUBSET-113 Hazards
Rationale	Proposed mitigation: When generating and sending an MA to the ERTMS/ETCS On-Board, the RBC shall consider the possibility of a mode change from FS/OS to SR by the ERTMS/ETCS On-Board that is not known by the RBC
Type	⚡ Operational Hazard

ETCS-H0003 - On-Board start of mission position report after movement towards LRBG

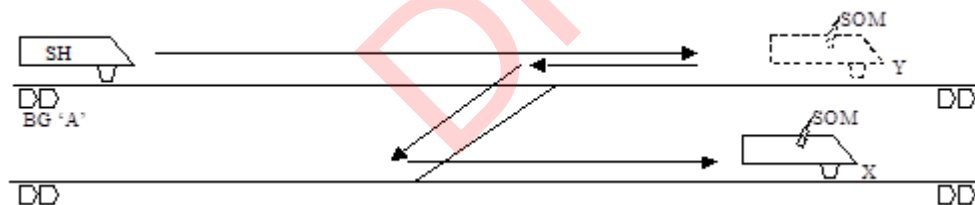
Current situation:

- A train in SH continues to supervise its location even when running backward.
- In the same way, train continues to supervise its location after change of cabin.

Such a train may then change of track without crossing over new Balise Group(s) or missing existing one. During Start of Mission (SoM), the ERTMS/ETCS On-Board sends then a valid SoM Position Report that could be ambiguous to the RBC and in worst case relate to an LRBG that may be on another track. As the Position Report is valid, the RBC could consider the train in a wrong place and could deliver a wrong MA. See below examples.

1) Movement in SH

Train enters SH mode after passing BG 'A'. ERTMS/ETCS On-Board supervises its location related to BG 'A'. When in SH, train runs backward and changes track (from the "upper" to the "lower" track, see figure). When the train arrives in position 'X', ERTMS/ETCS On-Board performs Start of Mission connecting to the RBC and giving its valid position report with BG 'A' as LRBG. As the position report is valid, RBC could think that the train is in position 'Y'. If a route is set in front of 'Y' position, RBC may send an MA for the "upper" track to the train, which is actually intended for the "lower" track.



2) Change of cabin

Train enters SH mode after passing BG 'A'. ERTMS/ETCS On-Board supervises its location related to BG 'A'. When in SH, train runs up to position 'Z' and then the driver changes cabin (from the right to the left cabin, see figure).

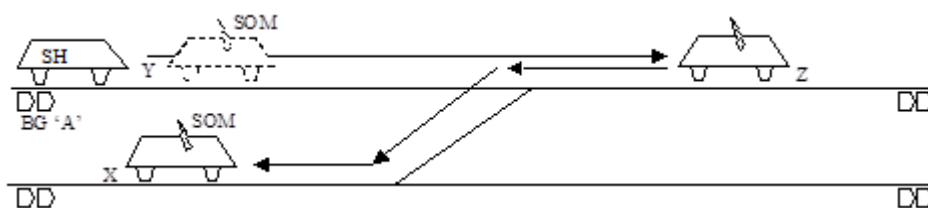
Then, two things can happen:

- ERTMS/ETCS On-Board enters SH mode (SH à SB à SH or SH à SB + NL à SH or SH à SB + SL à SH)

or

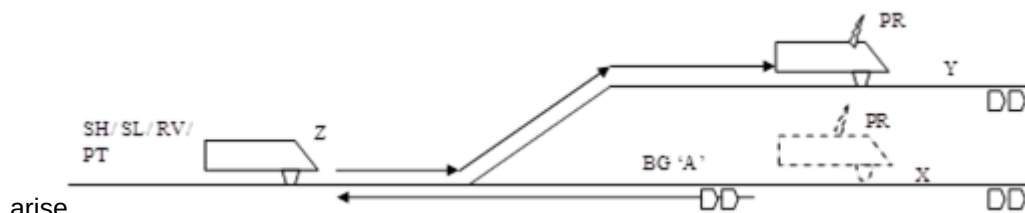
- ERTMS/ETCS On-Board enters SR mode (SH à SB à SR or SH à SB + NL à SR or SH à SB + SL à SR)

The train runs then up to position 'X'. When the train arrives in position 'X', ERTMS/ETCS On-Board performs Start a Mission connecting to the RBC and giving its valid position report with BG 'A' as LRBG. As the position report is valid, RBC could think that the train is in position 'Y'. If a route is set in front of 'Y' position, RBC may send an MA to the train, which is actually intended for the "lower" track.







3) Train moving in backward direction

Due to constraints on the trackside it might be not possible to add or move balise groups already placed on the line. So If there is no balise group before the railway switch or balise groups on different tracks are not placed approximatively at the same distance after the switch, an ambiguity on the train position may



arise

In this scenario given in the above picture the ERTMS/ETCS On-Board moves backward in SH/SL/RV/PT mode and detects only BG A. the train stops at position Z and then moves forward running on the upper part of the line. When the train is in Y, whatever if the train sends a Position Report or a SoM Position Report, the train is reporting its position as if it were in position X




ID	SPRM-150
old ID	SUBSET_113_V1.5.0 - ETCS-H0003
Linked Work Items	is copied from :   SPPRAMSS-10654 - ETCS-H0003 - On-Board start of mission position report after movement towards LRBG : 485369 has parent :  SPRM-144 - ETCS SUBSET-113 Hazards
Rationale	Proposed mitigation: Either: 1. Trackside engineering shall ensure that a valid position reported by a train can be trusted, i.e. is unambiguous, OR 2. RBC shall evaluate position reports in an area with different routes in a way that takes into account the possibility of a position ambiguity. Solution 1 might be difficult to implement on some infrastructures. Solution 2 is systematic but likely to lead to a loss of performance.
Type	 Operational Hazard

ETCS-H0005 - Missing National Values more restrictive than Default Values

In certain degraded situations defined in SUBSET-026, section §3.18.2.5 for v2.3.0, v3.4.0 and v3.6.0, ERTMS/ETCS On-Board shall use Default Values instead of National Values. If these Default Values are less restrictive than the National Values, an unsafe supervision might result.

Furthermore, note that the safe ceiling speed in Unfitted will be according to the National Values.

Therefore, if passing a border in an unfitted area without border balises, the "old" National Values will still apply.

ID	SPRM-151
old ID	SUBSET_113_V1.5.0 - ETCS-H0005
Linked Work Items	is copied from :   SPPRAMSS-10655 - ETCS-H0005 - Missing National Values more restrictive than Default Values : 485369 has parent :  SPRM-144 - ETCS SUBSET-113 Hazards

Rationale	<p>Proposed mitigation:</p> <p>If an infrastructure uses National Values more restrictive than the Default Values as defined in SUBSET-026, chapter 3, annex A3.2 (v2.3.0, v3.4.0 and v3.6.0), the National Values must be repeated in appropriate balise groups or radio messages. Which balise groups or radio messages this applies to must be analysed in a specific application, however typical examples can be balise groups after stations etc.</p> <p>Note: When announcing national values in advance (D_VALIDNV), it should be considered that an ERTMS/ETCS On-Board powering off, will lose its announced and not yet applicable national values.</p> <p>Note: the hazard is further analysed in ETCS-H0057</p>
Type	⚡ Operational Hazard

ETCS-H0012 - ERTMS/ETCS On-Board reverts actions related to MA timers while not expected by trackside

The following hazardous scenarios describe how ERTMS/ETCS On-Board can have a valid MA On-board while it is not expected by the trackside (The actions related to the start or stop location of MA timers are reverted without being expected by trackside with the consequence that the proper correlation with timers running in the interlocking is lost):

1. Section timer

SUBSET-026 requires to stop the MA section timer when the min safe front end of the train has passed the section time-out stop location (see §3.8.4.2.3 for v2.3.0, v3.4.0 and v3.6.0). It means that once the section time-out stop location is passed, the related section remains "locked" for the train, from ERTMS/ETCS On-Board point of view.

If the train then moves backwards, (D_NVROLL) in such a way that it clears the route, the interlocking, depending on its implementation, may revoke the no longer occupied route (possibly delayed by a route release timer). However, the MA in the ERTMS/ETCS On-Board still remains valid. This may result in an unsafe situation.

2. End Section timer

According to SUBSET-026 §3.8.4.1.1 (for v2.3.0, v3.4.0, and v3.6.0), the End Section timer shall be started by ERTMS/ETCS On-Board when the train passes with its max safe front end the End Section timer start location given by trackside.

If the train stops further than the interlocking timer start location and then moves backwards (D_NVROLL) in such a way that its max safe front end is again located before the End Section timer start location, it is not defined how to manage the End Section timer. Thus, ERTMS/ETCS On-Board can stop or reset this timer and this may result in an unsafe situation (because the MA in the ERTMS/ETCS On-Board remains valid longer than expected).

3. Overlap timer

According to SUBSET-026 §3.8.4.4.1 (for v2.3.0, v3.4.0, and v3.6.0), the Overlap timer shall be started by the ERTMS/ETCS On-Board when the train passes the Overlap timer start location given by trackside with its max safe front end.

If the train stops further than the interlocking timer start location and then moves backwards (D_NVROLL) in such a way that its max safe front end is again located before the Overlap timer start location, then it is not defined how to manage the Overlap timer. Thus, the ERTMS/ETCS On-Board can stop or reset this timer and this may result in an unsafe situation because the MA in the ERTMS/ETCS On-Board remains valid longer than the overlap is secured by the interlocking

Physically the train speed must have been 0 km/h for an indeterminate time between moving forwards and subsequently moving backwards. If the ERTMS/ETCS On-Board recognizes this as an occurrence of standstill there is no hazardous situation because the overlap will be revoked. However, an ERTMS/ETCS On-board may not have determined this standstill when going forward and then almost immediately backwards at very low speed because the exact conditions for determining standstill are supplier specific and may require for example that odometry reports a speed of 0 km/h for a certain duration. In that case the ERTMS/ETCS On-Board may use the overlap when it is no longer secured by the interlocking.

Note: it is considered that the case of relocation is not relevant. The reason are the following:

Scenario 1: It is assumed that the train reaches with the first axle the section before it reaches with the minimum safe front end the section timer stop location. For this reason a relocation case has no impact: once the train has reached the stop section timer location with the minimum safe front end, it may happen that the minimum safe front end moves again in rear of the stop section timer due to relocation, but it would not be relevant if the ERTMS/ETCS On-Board reverts or not the action related to passing the timer

stop location because the section is occupied so guaranteed for this train by the interlocking.
 Scenarios 2 and 3: It is assumed that the ERTMS/ETCS On-Board starts the timer in the same location where the interlocking starts the corresponding timer or in rear of it. For this reason the relocation has no safety impact: a relocation which happens after the maximum safe front end has passed the ETCS timer start location and after the interlocking has started its timer (first axle of the train is further than interlocking timer start location) cannot lead to a jump of the maximum safe front end in rear of the ETCS timer start location. The reason is that the first axle is in advance of the interlocking timer start location. This means that the real front of the train is further than the ETCS timer start location and therefore the maximum safe front end cannot jump to a location in rear of it.

ID	SPRM-152
old ID	SUBSET_113_V1.5.0 - ETCS-H0012
Linked Work Items	is copied from : ⚙️ ⚡ SPPRAMSS-10656 - ETCS-H0012 - ERTMS/ETCS On-Board reverts actions related to MA timers while not expected by trackside : 485369 has parent : 📄 SPRM-144 - ETCS SUBSET-113 Hazards
Rationale	<p>Proposed mitigation: This has to be solved in trackside project specific analysis.</p> <p>Scenario 1: One possible solution is that when the train has crossed the MA section time-out stop location (D_SECTIONTIMERSTOPLOC), the interlocking considers the section as “locked”, even if after that the train moves backwards and then no more occupies this section.</p> <p>Scenario 2: One possible solution is that the interlocking stops the timer (it will consider it as never expired) as soon as it detects a sequential movement backwards and/or to have the ETCS end section timer start location far enough from the operational stopping point to avoid that it is overpassed when rolling backwards would also decrease a lot the probability of the hazard and/or to have a minimum distance between the ETCS end section timer start location and the interlocking timer start location of the end section: distance from the front of the train to first axle+ D_NVROLL +braking distance for the brake applied due to exceeding D_NVROLL.</p> <p>Scenario 3: One possible solution is that the interlocking stops the timer (it will consider it as never expired) as soon as it detects a sequential movement backwards and/or to have the ETCS overlap timer start location far enough from the operational stopping point to avoid that it is overpassed when rolling backwards would also decrease a lot the probability of the hazard or/and to have a minimum distance between the ETCS overlap start location and the interlocking overlap timer start location: distance from the front of the train to first axle+ D_NVROLL+braking distance for the brake applied due to exceeding D_NVROLL.</p> <p>Note: The aim of the last mitigation of scenario 2 and 3 is to ensure that for the first backwards movement the condition that would trigger the reversion of the timer would not be fulfilled. Taking the worst case of a backward movement, this distance corresponds to: distance from the front of the train to first axle+ D_NVROLL +braking distance for the brake applied due to exceeding D_NVROLL.</p>
Type	⚡ Operational Hazard

ETCS-H0014 - Ignoring BTM antenna test alarms because of suspected Big Metal Mass (BMM)

According to SUBSET-026:





§3.15.7.1 of SUBSET-026 for v2.3.0, v3.4.0 and v3.6.0: Big metal object in the track, exceeding the limits for big metal masses as defined in SUBSET-036 v3.0.0 and v3.1.0, section 6.5.2 “Metal Masses in the Track” may trigger an alarm reporting a malfunction for the ERTMS/ETCS On-Board balise transmission function.

§3.15.7.2 of SUBSET-026 for v2.3.0, v3.4.0 and v3.6.0: In Levels 0/STM for SUBSET-026 v2.3.0 and 0/

NTC for SUBSET-026 v3.4.0 and v3.6.0, the alarms which may be triggered by metal masses shall be ignored for a defined distance (see SUBSET-026 §A3.1 for v2.3.0, v3.4.0 and v3.6.0). If the alarm persists for a longer distance the ERTMS/ETCS On-Board equipment shall trigger a safety reaction.

Furthermore, there is a packet 67 defined in SUBSET-026 (for v2.3.0, v3.4.0 and v3.6.0) chapter §7, that defines areas for which the “integrity check alarms of balise transmission shall be ignored”.

The problem with these functions are, for level 0/STM for SUBSET-026 v2.3.0 and 0/NTC for SUBSET-026 v3.4.0 and v3.6.0, when ignoring the balise transmission alarms defined in SUBSET-026 §3.15.7 for v2.3.0, v3.4.0 and v3.6.0, the balise transmission might have degraded safety integrity. Care must be taken by an application so that the applicable safety targets for Level 0/STM for baseline 2, 0/NTC for baselines 3, are still fulfilled.

ID	SPRM-153
old ID	SUBSET_113_V1.5.0 - ETCS-H0014
Linked Work Items	is copied from :   SPPRAMSS-10657 - ETCS-H0014 - Ignoring BTM antenna test alarms because of suspected Big Metal Mass (BMM) : 459260 has parent :  SPRM-144 - ETCS SUBSET-113 Hazards
Rationale	Proposed mitigation: Each application must analyse which Eurobalises they have in Level 0/NTC areas and make sure that the safety integrity requirements defined for the corresponding system function in Level 0/STM for baseline 2, 0/NTC for baseline 3 (outside the scope of SUBSET-091) is fulfilled, also considering the possibly degraded safety integrity for the balise detect function when ignoring an antenna test alarm. For example, the two balise groups announcing a Temporary Speed Restriction could be separated with more than the fixed value “Distance of metal immunity in Levels 0/STM” for baseline 2, “Distance of metal immunity in Levels 0/NTC” for baseline 3 (D_Metal, see SUBSET-026 §A3.1 for v2.3.0, v3.4.0 and v3.6.0) to protect against ignored balise transmission failures. The same goes for level transition announcements balise groups.
Type	 Operational Hazard

ETCS-H0016 - Expired MA and Level Transition Order from RBC Becomes Valid (Entry inside Level 2 Area)

Situation:

1. A train with ERTMS/ETCS On-Board is inside a mixed (including Level 2) area running in any other level. Route is set to continue in Level 2 area. The ERTMS/ETCS On-Board has established a communication session to RBC.
2. All preconditions for the announcement of level transition and sending of MA are fulfilled; RBC announces a level transition and sends an MA.
3. The safe connection to ERTMS/ETCS On-Board is interrupted.
4. The protected route is revoked by the interlocking. The RBC is not able to revoke the level transition announcement or granted MA because of the interrupted radio connection.
5. New route, which differs from the previous one, is set in the interlocking.
6. Communication session
 - a. is still maintained
 - b. is terminated
 - c. is terminated and a new communication session is established
7. The location of the announced level transition is reached and the ERTMS/ETCS On-Board switches to Level 2, whereby the expired (=wrong) MA becomes valid.

Depending on the time stamp of the last received message from RBC, the following can happen:





- 1) [case 6a) from above]: If the train passes the level transition position with maintained communication session, the train switches to Level 2 and activates the radio link supervision function. After expiration of T_NVCONTACT, the defined safe reaction M_NVCONTACT is activated.
- 2) [case 6b) from above]: If the train passes the level transition position without communication session, the train switches to Level 2 and activates the radio link supervision function. After expiration of T_NVCONTACT, the safe reaction M_NVCONTACT is activated.
- 3) [case 6c) from above]: If:
 - a. a new communication session is established (e.g. triggered by a balise group) before reaching the level

transition position announced during the last communication session, but

b. no new MA or Level Transition Order is given by the RBC (e.g. some condition for generating MA is not fulfilled),

there is a risk for having a wrong MA (received during the first communication session) used by the ERTMS/ETCS On-Board.

--> safety issue, potential collision or derailment, in degraded situation, where route revocation and communication interruption come together.

ID	SPRM-154
old ID	SUBSET_113_V1.5.0 - ETCS-H0016
Linked Work Items	is copied from :   SPPRAMSS-10658 - ETCS-H0016 - Expired MA and Level Transition Order from RBC Becomes Valid (Entry inside Level 2 Area) : 485369 has parent :  SPRM-144 - ETCS SUBSET-113 Hazards
Rationale	Proposed mitigation: Each trackside project must analyse the scenario and implement necessary measures. Such measures could include MA section timers and/or probabilistic evaluation of the scenario. For baseline 3, the cleaning of the transition buffer specified in CR 842 closes the hazardous situation.
Type	 Operational Hazard

ETCS-H0018 - Lack of specification for the relocation function

In order to safely supervise the train position against trackside locations, it is necessary for the ERTMS/ETCS On-Board that both the train position confidence interval and the distances to such trackside locations refer to the same point. In the baseline 2 specifications, the train position confidence interval is only defined as referring to the LRBG (inducing a reset at each change of LRBG) and it is not specified at all how an ERTMS/ETCS On-Board shall deal with trackside information referred to a balise group that is no longer the current LRBG or that is referred to a balise group marked as unlinked.

For the specific case of trackside information retrieved from the transition buffer a relocation mechanism using the linking distances is implicitly suggested by the clauses §4.8.1.6 and §4.8.2.1 d) of SUBSET-026, however the way to achieve it is not specified either.

Therefore, any B2 ERTMS/ETCS On-Board behaviour is possible, ranging e.g. from no relocation at all compensated by the handling of as many as necessary train position confidence intervals as trackside information reference locations, to e.g. proprietary relocation functions taking into account somehow the odometry accumulated errors in between reference locations.

In the baseline 3 (CR782), the ambiguity is solved by fully specifying the relocation function (see clause §3.6.4.3 of SUBSET-026 v3.4.0 and v3.6.0) and by giving the trackside the responsibility to take (if necessary) the safe provisions when the linking information cannot be provided in due course (see clause §3.6.4.3.1 of SUBSET-026 v3.4.0 and v3.6.0). In case of trackside information referred to a balise group marked as unlinked (e.g. transmitting TSRs), the ERTMS/ETCS On-Board also manages temporarily only one additional train position confidence interval until a new LRBG is found and the relocation takes place. Since the CR782 is neither marked as "IN" nor as "OUT" in SUBSET-108 v1.2.0, there can be potential hazardous situations when a trackside has been engineered taking into account the proprietary solution from a specific ERTMS/ETCS On-Board supplier rather than the ERTMS/ETCS On-Board behaviour according to CR782, and when later on a train equipped with an ERTMS/ETCS On-Board equipment from another supplier has to operate the concerned line.

There are some examples of such hazardous scenarios:

1. Relocation of location based information stored on-board due to encountering a BG marked as unlinked: trackside may not expect that the ERTMS/ETCS On-Board resets confidence interval in between the two subsequent BGs which are known to the trackside and linked. However, the ERTMS/ETCS On-Board can reset it based on encountering an unlinked balise group, as its reaction on detection of an unlinked BG is not specified in Baseline 2.
2. Relocation of location based information received from a BG marked as unlinked: In case the TSR is provided by balises marked as unlinked, the trackside may not expect that the ERTMS/ETCS On-Board will perform a relocation of this TSR when encountering a new BG (marked either as linked or as unlinked). If the ERTMS/ETCS On-Board performs this relocation as specified in CR782 solution, it will be based on the estimated distance between the BG marked as unlinked which has provided the TSR and

the new encountered BG. If the Trackside has not foreseen appropriate margins, this can lead to a safety issue.

3. Relocation of location based information from the transition buffer without linking information: If the ERTMS/ETCS On-Board performs this relocation as specified in CR782 solution, it will be based on the estimated distance between the location reference of the location based information and the current location reference (which is different from the location reference of the location based information). If the trackside has not foreseen appropriate margins, this can lead to a safety issue.

For other issues related to relocation, refer also to ETCS-H0061.

ID	SPRM-155
old ID	SUBSET_113_V1.5.0 - ETCS-H0018
Linked Work Items	is copied from : ⚙️ ⚡ SPPRAMSS-10659 - ETCS-H0018 - Lack of specification for the relocation function : 459260 has parent : 📁 SPRM-144 - ETCS SUBSET-113 Hazards
Rationale	Proposed mitigation: Each Trackside specific application safety analysis shall consider that B2 ERTMS/ETCS On-Board may perform a proprietary relocation or a relocation as per CR 782 solution. Each trackside specific application shall provide linking in due course. This includes the provision of linking distances to balises marked as linked in rear of the ETCS level transition in case trackside information referring to such balises is stored in the transition buffer. If the location related information is to be used in situations where linking is not provided (e.g. TSR transmitted by balise group marked as unlinked), the trackside shall include provisions when engineering the distance information. If found not possible to mitigate the hazardous scenarios, each application must evaluate whether the residual risk can be accepted.
Type	⚡ Operational Hazard

ETCS-H0019 - Radio message acknowledged by ERTMS/ETCS On-Board but not used

According to the rules in SUBSET-026 the information in a radio message can be rejected by the ERTMS/ETCS On-Board. Even in cases where a radio message is rejected according to these rules, the ERTMS/ETCS On-Board will acknowledge the reception of the message to the RBC, if requested and it is consistent.

This may lead to unsafe situations.

Examples on such unsafe situations are:

- Rejection of MA due to change of Train Data according to SUBSET-026 chapter §4.8.3, for v2.3.0, modified by SUBSET-108 v1.2.0 CR 729 and CR 792, v3.4.0 and v3.6.0. The scenario is that the driver has changed train data which doesn't invalidate the Movement Authority but still require an acknowledgement from the RBC (e.g. train length, train running number). The ERTMS/ETCS On-Board will then reject any new MA until it has received the acknowledgement from the RBC, according to exception [3]. If the RBC sends a shortened MA during this time – the time can be long for instance if the acknowledgement is lost – the ERTMS/ETCS On-Board will acknowledge the reception of the shortened MA (if the RBC has required) but reject the information. The old long MA will be used instead.





The reason for the ERTMS/ETCS On-Board not receiving a Train Data acknowledgement (or receiving it late) can be:

- 1) The shortened MA is sent from RBC before receiving the new Train Data
- 2) Intentionally deleted
- 3) The Train Data acknowledgement from RBC is lost or delivered late

ETCS-H0105 identifies another reason for the ERTMS/ETCS On-Board of not receiving a Train Data acknowledgement i.e. the loss or the late delivery of the Validated Train Data message to the RBC.

- Rejection of assignment of co-ordinate system according to SUBSET-026 chapter §3.4.2 (for v2.3.0 modified by SUBSET-108 v1.2.0 CR 729, v3.4.0 and v3.6.0). The scenario is described in Appendix A. SUBSET-026 chapter §4.8, modified by SUBSET-108 v1.2.0 CR 729 and CR 792, contains several rules for rejection of data, where the cases described above are merely examples.

ID	SPRM-156
----	----------

old ID	SUBSET_113_V1.5.0 - ETCS-H0019
Linked Work Items	is copied from :   SPPRAMSS-10660 - ETCS-H0019 - Radio message acknowledged by ERTMS/ETCS On-Board but not used : 485369 has parent :  SPRM-144 - ETCS SUBSET-113 Hazards
Rationale	Proposed mitigation: The trackside shall analyse if the rules in SUBSET-026 (especially chapter §4.8, for v2.3.0, modified by SUBSET-108 v1.2.0 CR 729 and CR 792, v3.4.0 and v3.6.0) will really allow the ERTMS/ETCS On-Board to accept the information when sending more restrictive information and take any needed safety measures if the resulting risk is found unacceptable.
Type	 Operational Hazard





ETCS-H0020 - Overlap/End Section timer in ERTMS/ETCS On-Board less restrictive than trackside

See SUBSET-026 v2.3.0 §3.8.4.4, §3.8.4.5 and §3.8.5.1.

Consider the scenario below:

1. RBC sends MA to ERTMS/ETCS On-Board, containing overlap and overlap/end section timer
2. Train with the ERTMS/ETCS On-Board passes On-Board overlap/end section timer start location; timer starts on-board
3. Train with the ERTMS/ETCS On-Board enters the interlocking overlap/end section timer start location (normally entry to end section); timer starts in interlocking
4. RBC repeats MA from step 1 (MA is equal to the first one, or if referred to another LRBG the absolute position of EoA, SvL and overlap/end section timer start location is equal to the first one)
5. ERTMS/ETCS On-Board restarts the overlap/end section timer
6. Since the overlap/end section timer in the interlocking was started (step 3) before the overlap/end section timer in the ERTMS/ETCS On-Board (step 5), it expires first. The signalman can therefore revoke the overlap/end section at a time when the ERTMS/ETCS On-Board still considers it as valid.

Regarding step 5: According to SUBSET-026 v2.3.0 §3.8.5.1 "A new MA shall always replace the one previously received" and as a consequence the ERTMS/ETCS On-Board shall manage accordingly the Section timers (see also SUBSET-026 v2.3.0 §3.8.4.2.1). However it is not specifically required to restart overlap/end section timer (see also SUBSET-026 v2.3.0, §3.8.4.4 and §7.5.1.150).





ID	SPRM-157
old ID	SUBSET_113_V1.5.0 - ETCS-H0020
Linked Work Items	is copied from :   SPPRAMSS-10661 - ETCS-H0020 - Overlap/End Section timer in ERTMS/ETCS On-Board less restrictive than trackside : 485369 has parent :  SPRM-144 - ETCS SUBSET-113 Hazards
Rationale	Proposed mitigation: The trackside application project shall mitigate or avoid creating this hazard. It has several ways of doing so, for example: a) by confirming that the situation will not occur in this specific application, or b) by not repeating MAs containing overlap/end section timers (this might however be impossible from operability / safety needs, and also impossible with semi-continuous infill devices in Level 1) , or c) by following up the value of the interlocking overlap/end section timer in the RBC, taking into account the delay times for transmission of messages interlocking-RBC-On-Board and transmitting to the train the actual value. Note: Since a baseline 3 ERTMS/ETCS On-Board works differently (see below), it will then consider the timer elapsed when it is still valid, with the resulting operational drawback, if choosing this alternative. For baselines 3, the new §3.8.4.1.4 (for end section timer) and §3.8.4.4.5 (for overlap timer) of SUBSET-026 v3.4.0 in CR 897 and SUBSET-026 v3.6.0 close the hazardous situation.
Type	 Operational Hazard

ETCS-H0021 - Rolling backward past balise group

If, after having received a L1 MA in FS from a balise group the train moves backwards upstream the BG which gave the MA, the train might end up in rear of the Signal and the BG that gave the MA.

The signal might then be switched to stop (e.g. for operational reason). If the driver then tries to violate the stop signal with ETCS mode still Full Supervision, the BG will be ignored because it is not part of the link chain. Thus, the ERTMS/ETCS On-Board will not trip the train.

The scenario is not hazardous in Level 2.

ID	SPRM-158
old ID	SUBSET_113_V1.5.0 - ETCS-H0021
Linked Work Items	is copied from :   SPPRAMSS-10662 - ETCS-H0021 - Rolling backward past balise group : 485369 has parent :  SPRM-144 - ETCS SUBSET-113 Hazards
Rationale	Proposed mitigation: The hazardous scenario can be mitigated with the use of MA timer. However, this is not mandatory. Therefore, if not using MA timers, the scenario must be analysed in a specific application, to find sufficient arguments for safety. This could include evaluation of the scenario probability or operational rules.
Type	 Operational Hazard

ETCS-H0022 - Supervision Gap In NRBC Handover

There are two independent entities in the ETCS, here the ERTMS/ETCS On-Board and the ACC RBC, that take their own decisions on the moment of crossing the RBC border.

The ERTMS/ETCS On-Board decides that it "switches" to the ACC RBC according to SUBSET-026, §3.15.1.3.5, for v2.3.0, v3.4.0 and v3.6.0; no more messages will be accepted from the HOV, i.e. 'only a disconnection order shall be accepted from the Handing Over RBC'.

In some situations (see below), there is a supervision gap, where neither the HOV nor the ACC RBC are able to revoke the MA stored by the ERTMS/ETCS On-Board. In case of a route degraded or revoked, there is no way of giving the related information to the ERTMS/ETCS On-Board.

1. The ERTMS/ETCS On-Board has sent a position report to the Accepting RBC with the train max safe front end having passed the announced border location but:

- the train has not yet passed the BBG with the antenna or
- The train has missed the BBG.

Then the ACC does not know the train's location until either




- the BBG or
- the next BG following the BBG

is reported by the ERTMS/ETCS On-Board because it has no information about the balise groups in the HOV area. In that case the BG reported as LRBG is not known by the ACC RBC. Therefore ACC RBC is not able to send any location related information to the ERTMS/ETCS On-Board, and HOV RBC is no more able to revoke any MA.

2. Intentionally deleted.

3. The train position report indicating the activation of the ACC's responsibility is lost (at least the position report to ACC is lost in radio channel). In this case the ERTMS/ETCS On-Board has switched to listen only to the ACC RBC while the ACC RBC is not aware of the responsibility change. Please note that there may be no ERTMS/ETCS On-Board reaction for safe radio connection supervision, because the disturbance of the radio communication may be only intermittent.

4. Intentionally deleted

ID	SPRM-159
old ID	SUBSET_113_V1.5.0 - ETCS-H0022
Linked Work Items	is copied from :   SPPRAMSS-10663 - ETCS-H0022 - Supervision Gap In NRBC Handover : 485369 has parent :  SPRM-144 - ETCS SUBSET-113 Hazards

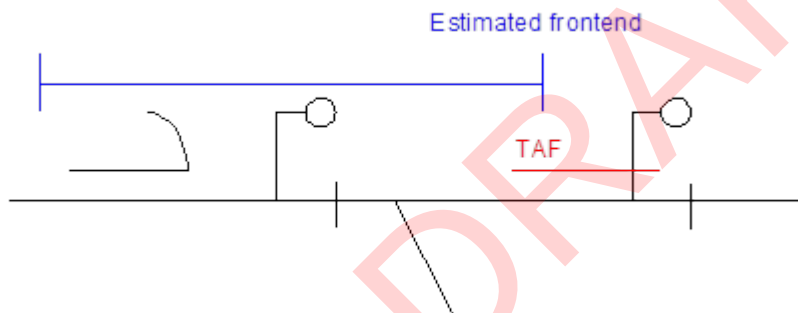
Rationale	<p>Proposed mitigation:</p> <p>The following figures refer to the situations described in the hazard description:</p> <ol style="list-style-type: none"> 1. There must be an overlap in the knowledge of balise engineering in the area where RBC transition can take place 2. Intentionally deleted 3. The ACC shall send MA revocations to the HOV (as RRI), and additionally to the ERTMS/ETCS On-Board. This requires the ACC to have an LRBG to relate the new MA to, which could be problematic if all position reports from ERTMS/ETCS On-Board to ACC are lost in radio channel. Alternatives could therefore be that the ACC doesn't send any messages at all to the ERTMS/ETCS On-Board to invoke the M_NVCONTACT reaction, or issues an Emergency Messages. This could however be too restrictive. Each trackside application has to decide on the most appropriate solution. <p>Note: Redundancy of train position reports when train has passed BBG and when announced RBC transition location is reached with max safe front end; minimizes the gap but does not close it.</p> 4. Intentionally deleted.
Type	⚡ Operational Hazard

ETCS-H0023 - Use of estimated frontend for TAF window in RBC, leading to driver granting the wrong TAF

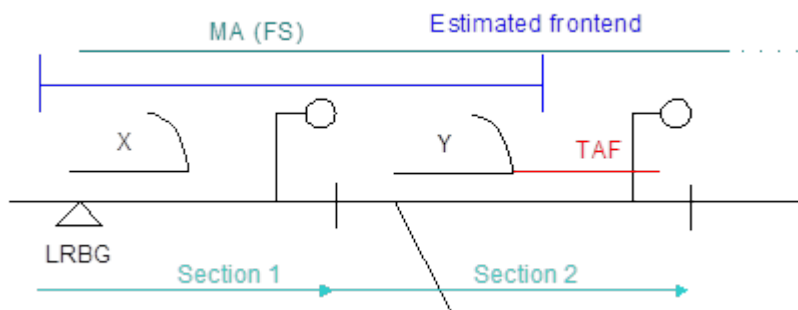
SUBSET-026 v2.3.0, v3.4.0 and v3.6.0 specify that the estimated frontend shall be used in order to supervise the TAF window by the ERTMS/ETCS On-Board.

But using the estimated frontend for the delivery of TAF requests at the Trackside level can lead to hazardous situation.

Indeed, in the following situation:







The estimated frontend could be beyond the real train position in such a way that if RBC provides TAF request based on the estimated frontend, the TAF window that the ERTMS/ETCS On-Board will receive is not related to the current section (i.e. the one occupied by the train). This could lead to hazardous situation in the following case:



The driver of the train X grants the TAF, because he sees that the rest of section 1 is free of obstacles. The RBC will associate the received TAF granting to the TAF request it sent (i.e. the TAF request related to section 2) and therefore, will think that this section 2 is occupied by the train X only and that no other train is present on this section, while the train Y is physically occupying this section too. The RBC could therefore send to the train X a FS Movement Authority starting from the LRBG and including the section 2 occupied by the train Y.

Note that in case of mixed level area (Level 0/Level 1 + Level 2), the train Y could be in Level 0/Level 1 and therefore, is unknown by the RBC.

ID	SPRM-160
old ID	SUBSET_113_V1.5.0 - ETCS-H0023
Linked Work Items	is copied from :   SPPRAMSS-10664 - ETCS-H0023 - Use of estimated frontend for TAF window in RBC, leading to driver granting the wrong TAF : 485369 has parent :  SPRM-144 - ETCS SUBSET-113 Hazards
Rationale	Proposed mitigation: A trackside application safety analysis can with regards to a specific track layout consider this hazard as sufficiently improbable. If not, the RBC should check that the min safe front end is within the TAF section, before sending the TAF request, or to export a requirement on operational rule saying that TAF can only be granted if the driver confirms the id of the marker board. Note: If the RBC uses the min safe front end for TAF request, this is not directly a contradiction to SUBSET-026, but will go outside the general statement in section §3.6.4.6 (v2.3.0, v3.4.0 and v3.6.0) that if nothing is specified, estimated position shall be used.
Type	 Operational Hazard

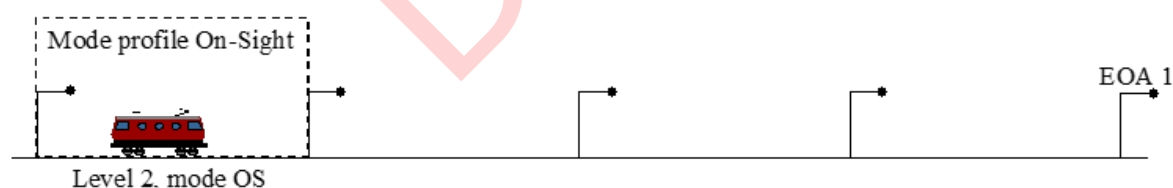
ETCS-H0024 - No Mode Profile applied after rejected MA shortening

Following SUBSET-026 v2.3.0 §4.8.3, modified by SUBSET-108 v1.2.0 CR 792, in level 2/3 mode FS/OS, if a Co-operative Shortening of MA is received together with a mode profile, and if a Conditional Emergency Stop is currently in application by the ERTMS/ETCS On-Board (not yet revoked), the "Co-operative shortening of MA" passes the filter on level whereas the mode profile is rejected due to exception [5] where:

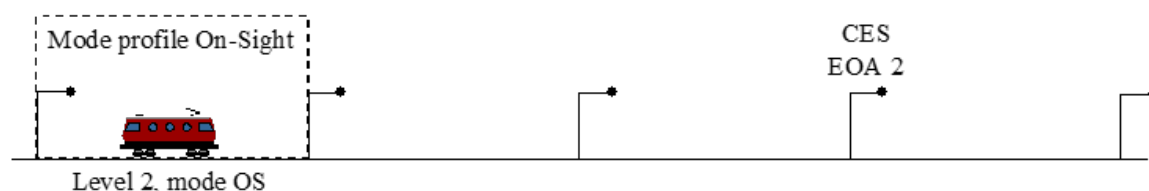
Exception [5] is: "the movement authority and, if received together with this movement authority, the mode profile shall be rejected if emergency stop(s) have been accepted and are not yet revoked or deleted by the ERTMS/ETCS On-Board (see mode transitions)."

The following hazardous scenario may apply:

1) The train is in level 2, mode OS: an MA (to EOA 1) and a mode profile On-Sight are currently supervised by the ERTMS/ETCS On-Board:



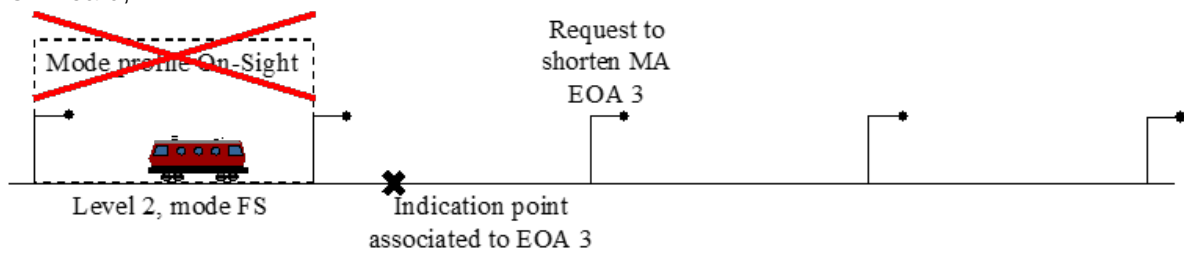
2) The RBC sends a Conditional Emergency Stop (to EOA 2) which is accepted and applied by the ERTMS/ETCS On-Board:



3) The RBC sends a Co-operative Shortening of MA (to EOA 3), which also contains the mode profile On-Sight (the same as the one currently supervised by the ERTMS/ETCS On-Board):

- According to SUBSET-026 v2.3.0 §4.8.3, modified by SUBSET-108 v1.2.0 CR 729 and CR 792, the Co-operative Shortening of MA is accepted.
- According to SUBSET-026 v2.3.0 §4.8.3, modified by SUBSET-108 v1.2.0 CR 729 and CR 792, the mode profile is rejected because a CES is in application (not yet revoked).

- According to the indication point location of the shorter MA (refer to SUBSET-026 v2.3.0 §3.8.6.1b), the Co-operative Shortening of MA is granted by the ERTMS/ETCS On-Board and the shorter MA is stored On-Board;



Nevertheless, according to SUBSET-026 v2.3.0 §3.12.4.3, as the associated mode profile has been filtered, the one currently supervised by the ERTMS/ETCS On-Board should be deleted. As a consequence, the train could switch to Full Supervision mode in an On-Sight area.

ID	SPRM-161
old ID	SUBSET_113_V1.5.0 - ETCS-H0024
Linked Work Items	is copied from : ⚙️ ⚡ SPPRAMSS-10665 - ETCS-H0024 - No Mode Profile applied after rejected MA shortening : 480013 has parent : 📄 SPRM-144 - ETCS SUBSET-113 Hazards
Rationale	Proposed mitigation: Until CR 854 is implemented, the solution should be done by the RBC by e.g. not sending Co-operative shortening of MA while there is a CES in application in ERTMS/ETCS On-Board
Type	⚡ Operational Hazard

ETCS-H0025 - MA shortening extends MA already in ERTMS/ETCS On-Board





There is no specific requirement in SUBSET-026 v2.3.0 as well as in v3.4.0 and v3.6.0 about the reception of an MA shortening longer than the current EoA (refer to SUBSET-026 v2.3.0, v3.4.0 and v3.6.0 §3.8.6.1b) in the following cases: co-operative shortening of MA or new MA provided without gradient and speed profiles. The ERTMS/ETCS On-Board could therefore accept this new EoA (e.g. corresponds to an MA extension instead of an MA shortening), with more permissive speed and gradient profiles corresponding to the open profiles of the last received MA. This could result in potentially dangerous situation in the following scenario:

- 1) ERTMS/ETCS On-Board has received an MA with open speed and gradient profile, i.e. the profile is longer than the current EoA.
- 2) The RBC sends to the ERTMS/ETCS On-Board an extension of the current MA, with more restrictive speed and gradient profile than sent in step 1), but:
 - a) The ERTMS/ETCS On-Board does not receive it (e.g. radio communication failure) AND, the RBC either does not request the acknowledgement of the MA or may request it but does not take it into account;
 - OR
 - b) The ERTMS/ETCS On-Board rejects it (e.g. CES already in application or unacknowledged Train Data).
- 3) The RBC sends afterwards an MA shortening with an EoA between the ones given in steps 1) and 2).
- 4) This MA shortening is received by the ERTMS/ETCS On-Board. Since the speed and gradient profiles are generally not sent with a request to shorten MA, the ERTMS/ETCS On-Board will consider the ones given in step 1) as valid together with the MA given in step 3).

The result will be that the ERTMS/ETCS On-Board uses too permissive speed and gradient profiles and could therefore allow the driver to exceed speed limits.

Note: This is not a problem if the speed and gradient profile received in 1) ends at the current EoA, since the longer MA received in 3) does not contain the speed and gradient profile. As a result, the ERTMS/ETCS On-Board will have an MA without profile, and will thereby, according to SUBSET-026 v2.3.0, v3.4.0 and v3.6.0 §3.7.2.3, not accept the new MA.





In baseline 3, CR 854 introduces exception [5] on Co-operative shortening of MA in SUBSET-026 v3.4.0 and v3.6.0 section §4.8.3. This closes case 2b) if the MA is rejected due to the CES already in application. The other situations are however still open.

ID	SPRM-162
old ID	SUBSET_113_V1.5.0 - ETCS-H0025
Linked Work Items	is copied from :   SPPRAMSS-10666 - ETCS-H0025 - MA shortening extends MA already in ERTMS/ETCS On-Board : 485369 has parent :  SPRM-144 - ETCS SUBSET-113 Hazards
Rationale	Proposed mitigation: The RBC should not use open profiles in combination with co-operative shortening of MA (defined in SUBSET-026 v2.3.0, v3.4.0 and v3.6.0 §3.8.6) or new MA provided without gradient and speed profiles.
Type	 Operational Hazard

ETCS-H0026 - Override in SB possible in levels 0 and NTC

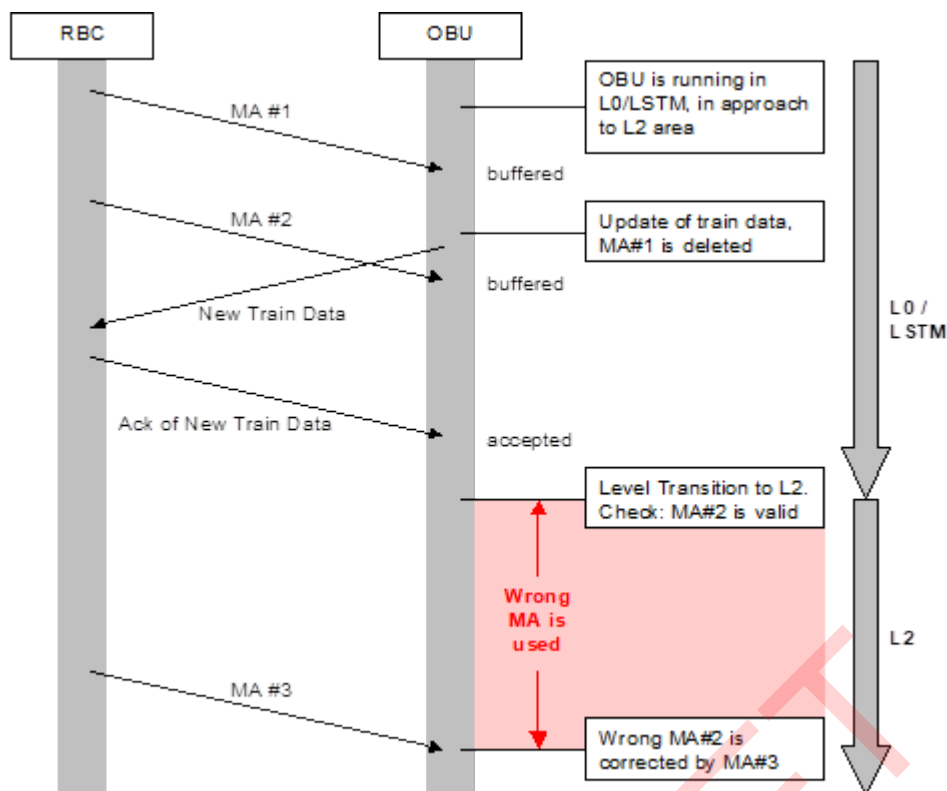
Following CR 659 (DC of SUBSET-108 v1.2.0), override in SB only possible in level 2/3.

If not implemented in ERTMS/ETCS On-Board, override may be possible in other levels. In particular, SR mode could be entered spuriously in level 0 or NTC. In level NTC, mode SR, the STM may stop supervising the train movements.

ID	SPRM-163
old ID	SUBSET_113_V1.5.0 - ETCS-H0026
Linked Work Items	is copied from :   SPPRAMSS-10667 - ETCS-H0026 - Override in SB possible in levels 0 and NTC : 485369 has parent :  SPRM-144 - ETCS SUBSET-113 Hazards
Rationale	Proposed mitigation: If not implementing CR 659, the override when being in SB mode in Levels 0 and NTC should be forbidden in e.g. driver manual or export the constraint to operational procedures.
Type	 Operational Hazard




ETCS-H0028 - Acknowledgement of Train Data validates invalid MA

The Acknowledgement of Train Data, as sent by the RBC, may validate an MA received by the ERTMS/ETCS On-Board that was sent previously by the RBC, under conditions of different train data.



The remaining risk

- Train running with the wrong MA (#2)
 - Corrective MA (#3) may be delayed in delivery to ERTMS/ETCS On-Board, or, due to internal checks, RBC could decide not to send any MA to the train because of the new train data
- is difficult to quantify in a generic ETCS environment, mainly because the probabilities involved will be very uncertain when quantified in a generic UNISIG level.

ID	SPRM-164
old ID	SUBSET_113_V1.5.0 - ETCS-H0028
Linked Work Items	is copied from :  SPPRAMSS-10668 - ETCS-H0028 - Acknowledgement of Train Data validates invalid MA : 488437 has parent :  SPRM-144 - ETCS SUBSET-113 Hazards
Rationale	Proposed mitigation: As noted in CR 790, the remaining risk can be seen as acceptable providing that the time during which the wrong MA is used, is made sufficiently short (as a proposal for sufficiently short, the accepted value of T_NVCONTACT could be used). The RBC should make sure it is, e.g. to immediately send an updated MA based on the new train data.
Type	 Operational Hazard

ETCS-H0029 - RBC cannot trust Train Position Report as ERTMS/ETCS On-Board event handling is not predictable

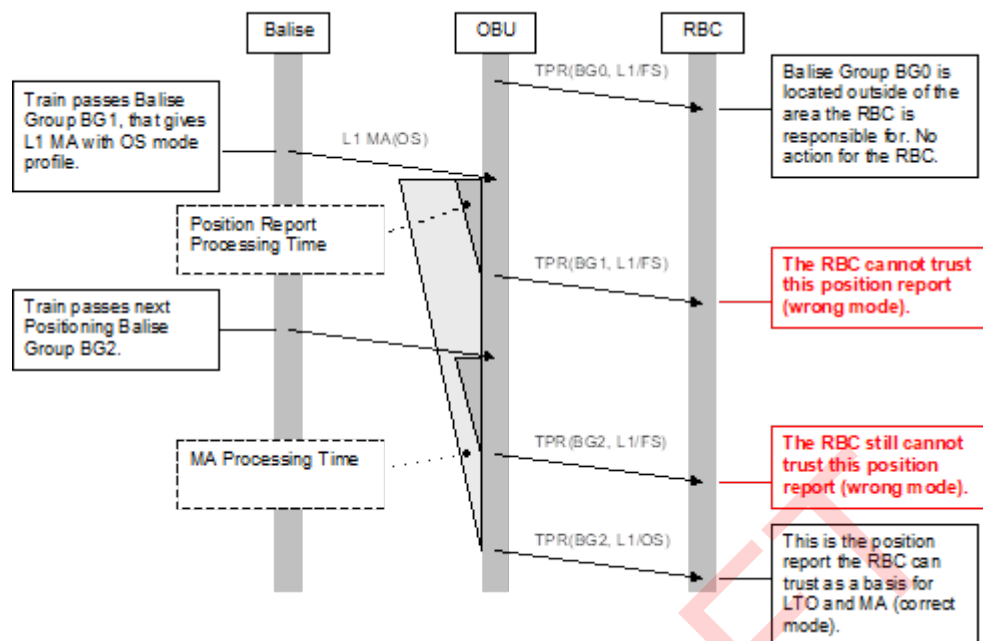
SUBSET-026 v2.3.0, v3.4.0 and v3.6.0 §3.6.5.1.4 defines a number of events when train position reports have to be sent by the ERTMS/ETCS On-Board to the RBC. Furthermore, the RBC can request additional position reports for a combination of the possibilities given in SUBSET-026 v2.3.0, v3.4.0 and v3.6.0 §3.6.5.1.5.

In summary, there are a number of situations where position reports have to be sent, with a high probability of overlapping each other.

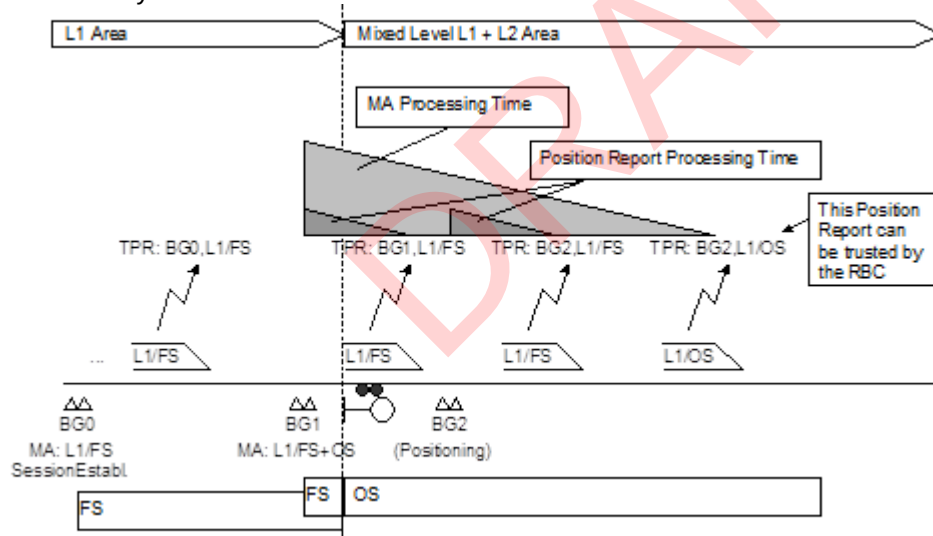
The definition given in SUBSET-026 v2.3.0, v3.4.0 and v3.6.0 §3.6.5.1.8, that the reported mode and level shall be consistent, is not sufficient for the RBC to trust in a train position report when it is received.

If the RBC doesn't have route information from the interlocking, it might use signal information instead,

which is reflected in the information transmitted in a BG message e.g. at a level 1 to level 2 transition border. In order not to send a stop to the train after it has passed the signal, the RBC needs to know what the route status was prior to passing the signal. In level 2, the RBC itself knows what was sent to the train; therefore there is no problem. However, at a level transition, the RBC must get this information from the adjacent area; the RBC could take it from the ERTMS/ETCS On-Board position report.



The track layout for this scenario looks as below.



Other possible reasons for additional position reports during MA processing may be

- Driver interactions
- Internal triggers, based on the position report parameters

With the current definitions of the requirements mentioned above, the RBC cannot trust the Level/Mode reported with the Train Position Report.

This may result in an unsafe situation if the RBC because of availability reasons decides to trust the level-mode combinations in e.g. train position report TPR(BG1, L2/FS) or TPR(BG2, L2/FS) in the figure above. The RBC then sends an FS MA when it should be an OS MA.

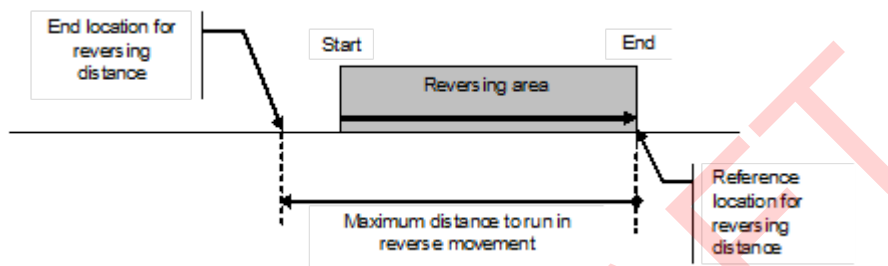
There exists a performance requirement of less than 1.5 seconds for update of ERTMS/ETCS On-Board status in SUBSET-041 (see v2.1.0, v3.1.0 and v3.2.0) §5.2.1.3. This can be used for limiting the time at risk.

ID	SPRM-165
----	----------

old ID	SUBSET_113_V1.5.0 - ETCS-H0029
Linked Work Items	is copied from : ⚙️ ⚡ SPPRAMSS-10669 - ETCS-H0029 - RBC cannot trust Train Position Report as ERTMS/ETCS On-Board event handling is not predictable : 488437 has parent : 📁 SPRM-144 - ETCS SUBSET-113 Hazards
Rationale	Proposed mitigation: An application project should take necessary precautions in order to make sure that the RBC does not trust a reported mode without taking into account the maximum ETCS On-board processing time (1.5s) specified in SUBSET-041 (§5.2.1.3 or §5.2.1.4).
Type	⚡ Operational Hazard

ETCS-H0030 - Unwanted change of the permitted distance to run in Reversing mode.

In Reversing mode the trains are allowed to run for a maximum distance, given by trackside: the ERTMS/ETCS On-Board calculates the permitted end location using as a fixed reference location the end of the Reversing Area (also given by trackside):



The RBC can update both the Reversing Area and the maximum distance to run; if the ERTMS/ETCS On-Board is in reversing mode however it rejects any new Reversing Area received. Therefore, should the RBC update both Reversing Area and maximum distance to run, the ERTMS/ETCS On-Board in RV would filter out the new Reversing Area info, which however defines also the starting point of the new maximum distance to run. The ERTMS/ETCS On-Board would then calculate the new end location for the reversing movement starting from a reference location different from the one used by the RBC. The end location in the RBC view would be different from the one in ERTMS/ETCS On-Board view.

This can be hazardous as in the following example scenario, where the train is supposed to be with its estimated front end inside the Reversing Area:

<SEE FIGURE BELOW TABLE FOR THE CASE OF EXTENSION>

- RBC sends an MA together with Reversing Area information and maximum distance to run (the latter part of the Reversing supervision info)
- The ERTMS/ETCS On-Board switches to RV e.g. for initiating an escape movement, based on the Reversing info received in step a)
- RBC is unaware of the change of mode (e.g. PR lost), it changes (extends/shortens) the MA and sends updated Reversing Area and distance to run. In the RBC view, the end location of the reversing distance is unchanged (the distance to run is longer/shorter but the reference location is also shifted).
- The ERTMS/ETCS On-Board being in RV mode rejects both the new MA and the new Reversing Area information. It accepts the new reversing distance, which however results in a wrong (unduly extended/shortened) maximum distance to run, the end location being calculated backwards from the end of the previous Reversing Area.

The end location for the RV movement supervised by the ERTMS/ETCS On-Board is different from the one intended by the RBC: the maximum distance to run becomes unduly extended/shortened.

ID	SPRM-166
old ID	SUBSET_113_V1.5.0 - ETCS-H0030
Linked Work Items	is copied from : ⚙️ ⚡ SPPRAMSS-10670 - ETCS-H0030 - Unwanted change of the permitted distance to run in Reversing mode. : 488451 has parent : 📁 SPRM-144 - ETCS SUBSET-113 Hazards

Rationale	<p>Proposed mitigation: The mitigations have to be found at project level (specific application), considering the ERTMS/ETCS On-Board behaviour in Reversing (filtering of the Reversing Area). In the example of the described scenario, one possible mitigation would be for the RBC to send in step a) the Reversing information described in step c) (in fact, the Reversing Area does not have to be truncated at the EoA).</p>
Type	⚡ Operational Hazard

ETCS-H0031 - Too many track conditions removed in ERTMS/ETCS On-Board

Background: Track description consists of the following information.

1. Static Speed Profile
2. The gradient profile
3. Optionally Axle load Speed Profile
4. Optionally track conditions: Powerless section (pkt68), Air tightness (pkt68), Stopping not permitted tunnel/bridge/undefined (pkt68), Change of traction power (pkt39), Big metal masses (pkt67), Radio hole (pkt68), Switch off regenerative brake (pkt68), Switch off eddy current brake for service brake (pkt68) and Switch off magnetic shoe brake (pkt68)
5. Optionally route suitability data
6. Optionally areas where reversing is permitted
7. Optionally changed adhesion factor

According to SUBSET-026 v2.3.0 §3.7.3.1 "New track description and linking information shall replace (in the ETCS On-Board equipment) previously received track description and linking information..." This is generally no problem, but for the specific track description "track condition" there is a matter of interpretation.

For example, trackside could re-send a specific track condition (e.g. Change of traction power), assuming that the ERTMS/ETCS On-Board will keep the other track conditions intact, since §3.7.3.1 only speaks of using the new track description for updating information in ERTMS/ETCS On-Board. However, an ERTMS/ETCS On-Board could in this case remove all other track conditions except the one explicitly given. This might be hazardous if e.g. Stopping not permitted or Powerless section is removed from the ERTMS/ETCS On-Board, without the ETCS trackside intending to do so.

ID	SPRM-167
old ID	SUBSET_113_V1.5.0 - ETCS-H0031
Linked Work Items	<p>is copied from : ⚙️ ⚡ SPPRAMSS-10671 - ETCS-H0031 - Too many track conditions removed in ERTMS/ETCS On-Board : 459260 has parent : 📁 SPRM-144 - ETCS SUBSET-113 Hazards</p>
Rationale	<p>Proposed mitigation: The consequences are not related to the ETCS Core Hazard. Whether the risk of such a hazard is large enough could be analysed for each specific application. If the risk of the above described hazard is not acceptable, the following measure can be imposed:</p> <ul style="list-style-type: none"> · If trackside wants to update one track condition, it must at the same time resend all the track conditions that it wants the ERTMS/ETCS On-Board to apply (including the ones already entered by the train). <p>Note: Big metal mass cannot be repeated by an RBC (because RBC cannot send BMMs). However, if the ERTMS/ETCS On-Board in error removes a Big metal mass, this has no hazardous consequences.</p> <p>Note: The above rule shall not be interpreted as a recommendation for the ERTMS/ETCS On-Board to remove all types of track conditions just because a certain type of track condition is updated, since this might lead to availability problems if erroneously resetting Big metal mass information.</p> <p>Note: retaining track conditions too long was not thought to be safety critical. There are indeed some RAM-related and track-damage-related scenarios, but none of them critical for meeting the safety target...</p> <p>For baseline 3, CR 899 closes the hazardous situation.</p>

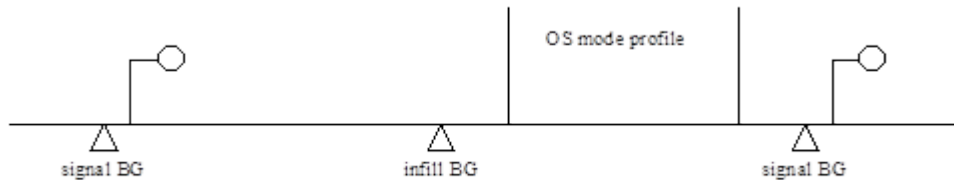
Type	⚡ Operational Hazard
------	----------------------

ETCS-H0032 - OS mode profile deleted ERTMS/ETCS On-Board after receiving an in-fill MA

Background:

According to SUBSET-026 v2.3.0 §3.12.4.3 “On the reception of a new MA without Mode Profile the ERTMS/ETCS On-Board equipment shall delete the current Mode Profile.”

Consequently, if a mode profile start location is located in advance of an infill BG, when the train reads this BG in FS mode, the mode profile previously memorised On-Board may be deleted (the infill MA cannot repeat this mode profile) in case the ERTMS/ETCS On-Board is implemented to apply §3.12.4.3 also in rear of the reference location of the in-fill information.



For example, level crossing area could be supervised with on-sight mode profile according to the track layout given in the here above figure.

Note that CR 484 (in baseline 3) modifies SUBSET-026 as follow:

§3.12.4.3 “On reception of a new MA (with or without Mode Profile) the ERTMS/ETCS On-Board equipment shall delete the currently supervised Mode Profile.”

§3.12.4.3.1 “Exception: When receiving a new MA by in-fill, any currently supervised mode profile shall be deleted only beyond the reference location of the in-fill information.”

The hazard is thus applicable where ERTMS/ETCS On-Board is implemented according to baseline 2.

Note that this hazard is only an issue for Level 1.

Note: the problem is also applicable to Euroloop and RIU

ID	SPRM-168
old ID	SUBSET_113_V1.5.0 - ETCS-H0032
Linked Work Items	is copied from : ⚡ SPPRAMSS-10672 - ETCS-H0032 - OS mode profile deleted ERTMS/ETCS On-Board after receiving an in-fill MA : 488451 has parent : 📁 SPRM-144 - ETCS SUBSET-113 Hazards
Rationale	Proposed mitigation: The Trackside should not implement an OS mode profile - with a start location between an infill BG and the related main BG (infill location reference) - with a start location between the first location where of infill information can be received by the ERTMS/ETCS On-Board and the related main BG (infill location reference)
Type	⚡ Operational Hazard

ETCS-H0033 - Packet 18 (Trip) continuously transmitted by STM X before level transition to STM Y area

In case of transition from level NTC X to level NTC Y, the STM X shall leave DA (Data Available) state and enter CS (Cold Standby) state, see SUBSET-035 section §7.3.2 for v2.1.1 and section §9.2 for v3.1.0 and v3.2.0. However, this procedure is blocked if (and as long as) STM X sends packet 18 (TRIP) to a B2 ERTMS/ETCS On-Board (refer to “conditional CS state transition order” in section §7.3.3 of SUBSET-035 for v2.1.1). The packet 18 informs the ERTMS/ETCS On-Board that a trip procedure is triggered by the national equipment (STM X).





STM X could have a SIL level lower than the one of STM Y. So, emergency brakes command triggered by the STMs could not be with the same safety integrity level.

Basically, after transition STM/STM, a SIL0 STM X could send infinitely a packet 18 to the ERTMS/ETCS On-Board without applying emergency brakes (and there is no time limit for this delay) and thus, could unduly delay the activation of a SIL4 STM Y (still in HS (Hot Standby) state and waiting for the transition order to DA from the ERTMS/ETCS On-Board).

Since ERTMS/ETCS On-Board does not supervise the brakes application in SN mode and STM Y is not in a supervising state (i.e. DA state), hazardous situation would then be the STM Y area not supervised at all.

Note that this hazard is only applicable to a B2 ERTMS/ETCS On-Board since, according to SUBSET-035 sections §10.3.3.3 and §10.3.3.3.1 for v3.1.0 and v3.2.0, the ERTMS/ETCS On-Board applies emergency brake starting from the moment a "conditional CS state transition order" has been sent to a STM to the moment report CS to STM.

Note that this hazard is only an issue for Level NTC.

ID	SPRM-169
old ID	SUBSET_113_V1.5.0 - ETCS-H0033
Linked Work Items	is copied from :   SPPRAMSS-10673 - ETCS-H0033 - Packet 18 (Trip) continuously transmitted by STM X before level transition to STM Y area : 478519 has parent :  SPRM-144 - ETCS SUBSET-113 Hazards
Rationale	Proposed mitigation: When transiting from one national train control system (=X) to another national train control system (=Y), the driver must verify that system Y is active. If system Y is not active[1], the driver must apply national rules for driving without system Y.
Type	 Operational Hazard

ETCS-H0035 - Train enters L1/2/3 area in L0/SH or LNTC/SH without technical restrictions

Even if the rule §4.1.4.1 in SUBSET-040 v2.3.0 (resp. §6.1.1.1.1 both in v3.3.0 and in v3.4.0) does not allow for borders where shunting movements could occur, a train is able to enter an ETCS L1/L2/L3 area in L0/SH mode without any technical restrictions. Moreover, if a B2 ERTMS/ETCS On-Board should implement CR 410 (NA in SUBSET-108 v1.2.0), which allows SH mode also for Level STM, a B2 train is able to enter L1/L2/L3 areas in LSTM/SH mode without technical restriction. In fact, according to SUBSET-026 v2.3.0, §4.8.4, a B2 ERTMS/ETCS On-Board in SH mode shall not manage Level Transition Orders to L1/L2/L3 (i.e. reject them) and according to §4.8.3, in L0 or LSTM the B2 ERTMS/ETCS On-Board shall reject the Danger for Shunting information sent by a balise group.




Consequently, a B2 train may enter an ETCS L1/L2/L3 B3 X=1 area in L0/SH or LNTC/SH (if implementing CR 410) and move within this area without protection from ETCS.

A B3 ERTMS/ETCS On-Board equipment will accept the Danger for Shunting information sent by a balise group in L0/LNTC if received together with an immediate Level Transition Order to L1/L2/L3. The B3 ERTMS/ETCS On-Board equipment stores immediate Level Transition Orders to execute them when the train leaves the SH mode.

But, a B2 trackside may not be aware that it must also send Danger for Shunting information (additional to immediate Level Transition Order) to prevent a B3 train running in L0/LNTC and SH mode from entering L1/L2/L3 areas.

With this uncontrolled movement, there is the possibility of

- derailment of this train (if the routes are not set for this train) or
- collision with another ETCS L1/L2/L3 controlled train.

ID	SPRM-170
old ID	SUBSET_113_V1.5.0 - ETCS-H0035
Linked Work Items	is copied from :   SPPRAMSS-10674 - ETCS-H0035 - Train enters L1/2/3 area in L0/SH or LNTC/SH without technical restrictions : 459260 has parent :  SPRM-144 - ETCS SUBSET-113 Hazards

Rationale	<p>Proposed mitigation:</p> <p>In a B2 trackside where a border is protected by a balise group with immediate Level Transition Order, to also protect against shunting B3 trains the Danger for Shunting information must be added.</p> <p>In a B3, X=1 trackside a border will be protected by a balise group with Danger for Shunting information also containing an immediate Level Transition Order. This means that trains passing the border in LNTC/SN without an MA will be tripped by the level transition and trains passing the border in L0/SH or LNTC/SH will be tripped by Danger for Shunting information.</p> <p>This mitigation will not work for B2 ERTMS/ETCS On-Boards in LNTC/SH (i.e. implementing CR 410) which are not implementing CR 923.</p> <p>This mitigation will also not work for B2 ERTMS/ETCS On-Boards in L0/SH, see CR 923.</p> <p>B2 and B3 X=1 trackside shall analyse the remaining risk related to a B2 train not implementing CR 923 moving in SH mode in L0/LNTC entering a L1/L2/L3 area.</p>
Type	⚡ Operational Hazard

ETCS-H0037 - Train Data changed during RBC-RBC Handover

In the SUBSET-039 v2.3.0 there is only one possibility to send train data; namely in the pre-Announcement message. That means that in case train data has changed (e.g. due to input from external sources) during an ongoing handover transaction, it is not clear how to inform the Accepting RBC about this new train data without cancelling the handover process.

The change of some train data by external sources does not necessarily lead to the train coming to standstill (e.g. see right branch of the flowchart in SUBSET-026 v2.3.0 §5.17.3, modified by SUBSET-108 v1.2.0 CR 500, D1=others).

Some of these train data could have an impact on the content of an RRI.

To understand different possible solutions, the following information is provided:

- The driver is not allowed to change Train Data while the train is running; other than the train running number (SUBSET-026 v2.3.0 §3.18.3.5); which is not safety related.

- Regarding the Train Data changed by other sources than driver, according to SUBSET-026 v2.3.0 §5.17.3, modified by SUBSET-108 v1.2.0 CR 500, it is only train data "train category, axle load, loading gauge or power supply" that prompts the train to a stand-still.

Note that this hazard is only applicable to a B2-B2, B2-B3 and B3-B2 RBC HO since, according to SUBSET-039 v3.1.0 sections §5.12.4, §5.1.2.4.1, §5.1.2.4.2 and §5.1.2.5, a B3 ACC RBC shall consider the HO procedure as cancelled on reception of a pre-announcement with the same (leading) engine or border BG

ID	SPRM-171
old ID	SUBSET_113_V1.5.0 - ETCS-H0037
Linked Work Items	<p>is copied from : ⚡ SPPRAMSS-10675 - ETCS-H0037 - Train Data changed during RBC-RBC Handover : 475522</p> <p>has parent : 📄 SPRM-144 - ETCS SUBSET-113 Hazards</p>

Rationale	<p>Proposed mitigation: There are a few alternatives:</p> <p>A) The HOV RBC shall cancel the handover procedure with the ACC RBC and the ERTMS/ETCS On-Board as soon as it detects that the ERTMS/ETCS On-Board sends new Train Data, unless only the Train Running Number changes. This leaves an availability problem; changes by external source in Train Data regarding Train length, Maximum permitted train speed, Train fitted with airtight system and List of STM available On-Board may cause unwanted brake (could be Emergency Brake).</p> <p>B) The HOV RBC shall cancel the handover procedure with the ACC RBC and the ERTMS/ETCS On-Board as soon as it detects that the ERTMS/ETCS On-Board sends new Train Data regarding Train category(ies), Loading gauge, Axle load or Power supply accepted by the train. This will leave a residual hazard; Train Data regarding Train length, Maximum permitted train speed, Train fitted with airtight system or List of STM available to the ERTMS/ETCS On-Board can be changed without notification to the ACC RBC (in baseline 3 also Axle Number).</p> <p>C) The HOV RBC shall never cancel the handover procedure with the ACC RBC and the ERTMS/ETCS On-Board due to changed Train Data. This leaves the hazard that any Train Data in SUBSET-026 §3.18.3.4, modified by SUBSET-108 v1.2.0 CR 500, can be changed without notification to the ACC RBC.</p> <p>D) Send all necessary information to ACC RBC and let it decide whether the new data affects the RRI and take necessary measures.</p> <p>For the short term, you need knowledge of the properties of the actual handover area to decide which of A, B and C is the most appropriate. Where the handover procedure is cancelled the MA must be shortened by the HOV RBC to a location at or before the border (i.e. inside the HOV area). The decision should be left to the application projects.</p> <p>In baseline 3, a new message 207 "Train Data" is introduced starting from SUBSET-039 v3.1.0. This is solution D) above and closes the hazardous situation for baseline 3.</p>
Type	⚡ Operational Hazard

ETCS-H0038 - Level transition from LNTC to L0/L1/L2/L3 before National System evaluates emergency brake condition

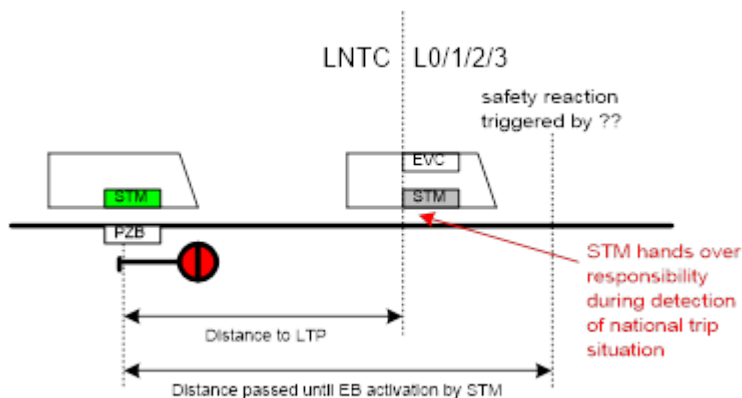
Hazard description:

This possible hazard is valid for those level transitions to L0, L1, L2 and L3 that take place in a certain distance beyond a signal that was passed under responsibility and supervision of a National System.

Note: the hazard is applicable if the ERTMS/ETCS On-Board equipment is interfaced to a national system, regardless whether through an STM or by other means; for the sake of simplicity however in the following drawings only the case of STM interface is depicted.

The responsibility of and supervision by the National System ends at the level transition location (LTP).

In case the train in level NTC passes a signal showing a stop aspect, which is protected by a national train control system (e.g. PZB (2000Hz magnet) for DB AG), this system is responsible for supervision (see figure, green coloured STM).



In case the distance between Trip relevant locations (e.g. the border signal) and the actual level transition location is too short, the responsibility is handed over to ERTMS/ETCS On-Board during the detection/evaluation of national trip situation. No safety reaction will be applied.

In this example, the PZB system evaluates the national trip situation, but does not trigger a safety reaction, due to responsibility handover to ERTMS/ETCS On-Board. No safety reaction (emergency brake) is or will be applied.

The hazard assumes that a solution for H0062 is implemented in the ERTMS/ETCS On-Board, i.e. the activation of the emergency brake by the national train protection system is reported to the ERTMS/ETCS On-Board and is kept as trip condition.

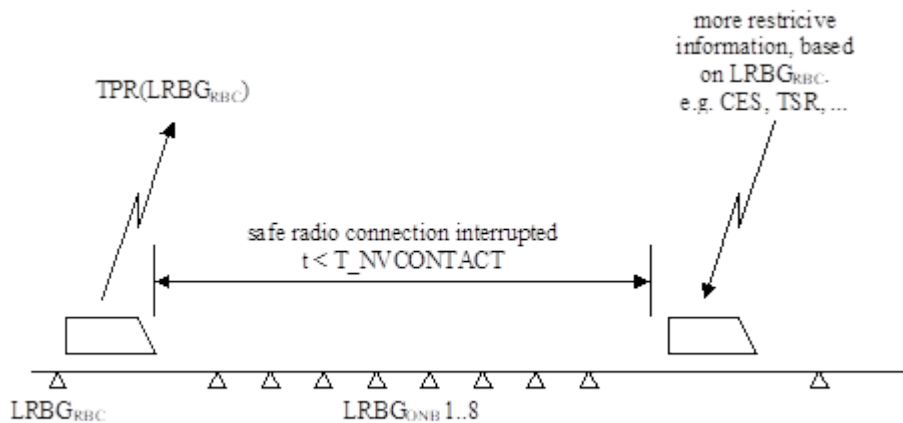
ID	SPRM-172
old ID	SUBSET_113_V1.5.0 - ETCS-H0038
Linked Work Items	is copied from : ⚙️ ⚡ SPPRAMSS-10676 - ETCS-H0038 - Level transition from LNTC to L0/L1/L2/L3 before National System evaluates emergency brake condition : 481176 has parent : 📁 SPRM-144 - ETCS SUBSET-113 Hazards
Rationale	Proposed mitigation: In order to create a safe implementation, trackside engineering therefore has to guarantee a distance between Trip relevant locations (e.g. the border signal) and the actual level transition location. The distance needs not only to be derived from the maximum line speed but must also consider the performance properties of the national system and assumptions of the odometer inaccuracy.
Type	⚡ Operational Hazard

ETCS-H0039 - More restrictive RBC data is rejected after re-establishment of safe radio connection
SUBSET-026 (see v2.3.0, v3.4.0 and v3.6.0) §3.6.2.2.2.c requires:

c) The ERTMS/ETCS On-Board equipment shall be able to accept information referring to one of at least eight LRBGONB last reported to the RBC.

In case the safe connection is disturbed for some time or an announced radio hole is passed, the number of passed balise groups not reported to the RBC may exceed the maximum number that shall be stored by the ERTMS/ETCS On-Board. This means that the last reported LRBG is not stored in the ERTMS/ETCS On-Board anymore.

Note: In SUBSET-026 v2.3.0 it is not specified whether an LRBGONB not reported to the RBC due to disturbance of safe connection shall be counted as one of the last eight LRBGs or not. In SUBSET-026 v3.4.0 and v3.6.0 (ref §3.5.4.5), a message sent to RBC during radio disturbance is considered as sent. Regardless of baseline, this problem exists.






After re-establishing the safe connection, the RBC tries to send an urgent/more restrictive message (e.g. conditional/unconditional emergency stop, TSR, shortened MA) to the ERTMS/ETCS On-Board and uses the LRBGRBC as a reference, which was reported by the ERTMS/ETCS On-Board equipment (see §3.6.2.2.2.b, which interferes with §3.10.2.1.3 – for v2.3.0 – and with §3.10.2.3 – for v3.4.0 and v3.6.0 – for unconditional emergency stops). But the ERTMS/ETCS On-Board may reject this new message from the RBC, because the used LRBGRBC is not referring to one of at least eight LRBGONB.

Consequences:

The provision of the urgent/more restrictive information is delayed until a new train position report indicating the current LRBGONB is received (depends on position report parameters or the passing of a new balise group).

The radio link supervision will not be effective as safety measure, because consistent messages are received (and may even be acknowledged without acceptance, see ETCS-H0019) by the ERTMS/ETCS On-Board before $T_{NVCONTACT}$ expires.





ID	SPRM-173
old ID	SUBSET_113_V1.5.0 - ETCS-H0039
Linked Work Items	is copied from :  SPPRAMSS-10677 - ETCS-H0039 - More restrictive RBC data is rejected after re-establishment of safe radio connection : 481176 has parent :  SPRM-144 - ETCS SUBSET-113 Hazards
Rationale	Proposed mitigation: The specific application project shall analyse if it is possible to pass eight balise groups during $T_{NVCONTACT}$. If there is such a risk, a specific risk analysis has to be carried out.
Type	 Operational Hazard

ETCS-H0040 - Non-acceptance of National Values in mode SN due to validity direction

According to SUBSET-026 (see v2.3.0, v3.4.0 and v3.6.0) §3.6.3.1.3 the train takes into account information valid for its orientation, with the exception of SL, PS (only for v3.4.0 and v3.6.0) and SH mode where the crossing direction is used for information from balise groups.

Mode SN may be used for shunting movements controlled by a national system, which might involve backwards movement, possibly over considerable distances. This can lead to the ERTMS/ETCS On-Board unit rejecting new national values because they are transmitted by balise groups for the direction opposite to the train's orientation, but which happens to be the crossing direction. This is no immediate hazard since ETCS is not responsible for train safety in mode SN. But if later on a level or mode transition occurs (e.g. after manual level selection by driver) an incorrect set of national values will be applied. There is neither reverse movement protection nor roll away protection available in mode SN to prevent backwards movements.

Similar situations may occur in modes UN and NL where long backwards movements are possible because there is no reverse movement protection (UN and NL) and no roll away protection (NL, and in UN only optionally available if information about selected running direction is provided). In UN, a rejection of a change of the national values for Unfitted speed might be immediately hazardous.

ID	SPRM-174
old ID	SUBSET_113_V1.5.0 - ETCS-H0040
Linked Work Items	is copied from :   SPPRAMSS-10678 - ETCS-H0040 - Non-acceptance of National Values in mode SN due to validity direction : 485369 has parent :  SPRM-144 - ETCS SUBSET-113 Hazards
Rationale	Proposed mitigation: If balise groups transmitting national values are placed in areas where backward movements are performed in mode SN/NL/UN (e.g. shunting area), then additional BGs for transmission of NV should be placed at the borders of the area to ensure that they are received after the backward movements have ended. Further, to cover the scenarios where the need of the new national values arises even before the train exits the area, the new NVs could be placed in balise groups valid for both directions.
Type	 Operational Hazard

ETCS-H0041 - Acknowledgement of Train Data is rejected when received in Reversing mode

According to SUBSET-026 v2.3.0 chapter §4.8.4, the Acknowledgement of Train Data is rejected by the ERTMS/ETCS On-Board in Reversing mode. This can cause a hazardous scenario: An ERTMS/ETCS On-Board is in Reversing mode, having received and accepted RV information from RBC.

a) The safe radio connection has been lost and the communication session is now considered as terminated. Then





- ERTMS/ETCS On-Board accept pkt 42 (session management) by BG and contacts RBC
- After initiating the session, ERTMS/ETCS On-Board sends Validated Train Data but then rejects the Ack received from RBC
- Further info sent by RBC, like extension of distance to go in RV, is rejected by ERTMS/ETCS On-Board because of SUBSET-026 v2.3.0 chapter 4.8.4, exception [3].

b) The train data are changed from external source (e.g. train interface) and are sent to the RBC. This scenario is train-dependent.

In that case, as the acknowledgement of train data is rejected by ERTMS/ETCS On-Board according to SUBSET-026 v2.3.0 table §4.8.4, the RBC cannot update RV information to the ERTMS/ETCS On-Board even if it is connected and in session.

For the communication loss scenario, it is noted that it is relevant for those infrastructure where a train running in reversing mode can encounter packets 42 in BGs. This makes the problem worse compared to infrastructure where these packets are not encountered; because in the latter case at least the situation is clearer to the driver (it is shown that communication with RBC is down). Note that the loss of the session already takes time (5m after loss of radio connection in baseline 2) so there is a time period when nothing can arrive from RBC and driver does not know.

In Baseline 3, CR 896 solves this problem by specifying that the Acknowledgement of Train Data shall be accepted in Reversing mode.

ID	SPRM-175
old ID	SUBSET_113_V1.5.0 - ETCS-H0041
Linked Work Items	is copied from :   SPPRAMSS-10679 - ETCS-H0041 - Acknowledgement of Train Data is rejected when received in Reversing mode : 459260 has parent :  SPRM-144 - ETCS SUBSET-113 Hazards
Rationale	Proposed mitigation: For scenario a: a possible mitigation is to avoid sending pkt 42 by balises inside an area where reversing is possible For scenario b: Trackside specific application project should show that the remaining risk is acceptable.
Type	 Operational Hazard

ETCS-H0042 - Balise groups with non-unique identities lead to possible hazard

According to SUBSET-026 v3.4.0 and v3.6.0 §3.18.4.4.3 and SUBSET-040 v2.3.0/ v3.3.0/ v3.4.0 §4.2.4.8.1 it is allowed for an unlinked balise group to have the same identity as another unlinked balise group or as a certain BG marked as linked but not announced via linking[2]. However, this could cause some safety related problems which need to be solved in another way than with unique balise group identifiers (NID_C + NID_BG). Here, two examples are pointed out:

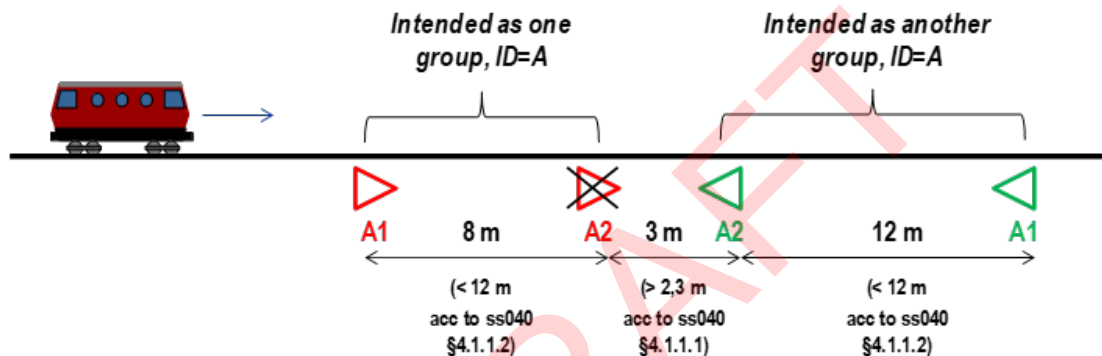
Example 1

SUBSET-036 v3.0.0 and v3.1.0 requires that balise configuration data, e.g. balise group identity, shall be used to determine which lobes are transmitted by the same balise or by different balises. Quote from SUBSET-036 v3.0.0 and v3.1.0 §6.2.1.6: "The ERTMS/ETCS On-Board Transmission Equipment shall filter the lobes of data transmission based on the physical properties of the Balise signal, and on the Balise configuration data given by the Balise telegram."

When adjacent balise groups may have the same identity it is no longer possible to filter transmission lobes based on balise group identities. Also, the ETCS specifications contain no requirements aimed at safely distinguishing telegrams from adjacent balises at short distance from each other by odometer information.




Example 2

If two balise groups with the same identity are placed close to each other and one of the closest balises is not read by a passing train, ERTMS/ETCS On-Board may create a "ghost" balise group from one balise in each group. This can lead to hazardous situations: see below:



A new "ghost" group is created from red A1 + green A2 (<12m). The new group could have lost restrictive info from the red group and/or picked up permissive info (valid in nominal direction, which is now to the right) from the green group.

- 1) If green A1 still works: restrictive reaction according to SUBSET-026 v3.4.0 and v3.6.0 §3.16.2.5.1 approximately 12m after passing green A1 (delayed compared to engineering intention).
- 2) If green A1 is also silent: train will continue with the new erroneous information.

ID	SPRM-176
old ID	SUBSET_113_V1.5.0 - ETCS-H0042
Linked Work Items	is copied from :  SPPRAMSS-10680 - ETCS-H0042 - Balise groups with non-unique identities lead to possible hazard : 485369 has parent :  SPRM-144 - ETCS SUBSET-113 Hazards
Rationale	Proposed mitigation: In its hazard analysis, the trackside specific application shall consider the risks arising from balise groups with non-unique identifier. The examples above can be used as a base. A barrier to risks found could be that between two Balise groups in the same track sharing the same Balise group identity, there shall be at least two Balises with a different Balise group identity.
Type	 Operational Hazard

ETCS-H0043 - Balises rejected or wrongly considered by the ERTMS/ETCS On-Board when trackside is using VBC function

According to SUBSET-026 v3.4.0 and v3.6.0 section §3.15.9 (introduced in baseline 3), the Virtual Balise Cover (VBC) function allows the identification of certain balises that shall be ignored by the ERTMS/ETCS

On-Board. The identification can be done either:

- by the driver (via the DMI during Start of Mission), or
- by the trackside (via packet 6 in a balise group).

When encountering a balise that is identified in this way, the ERTMS/ETCS On-Board ignores the whole telegram from it, providing that its VBC marker (packet 0 or packet 200) confirms that it can be ignored.

There are two possible hazardous situations resulting from this function:

H1. While the line is still under construction: the ERTMS/ETCS On-Board reads a balise telegram that should not be read, i.e. the inhibition is not on while it should be.

H2. After the line has been put into service: the ERTMS/ETCS On-Board ignores a balise telegram that should be read, i.e. the inhibition is still on while it should have been removed.

The FMEA in Appendix B identifies potential failures which need to be mitigated in order to avoid the two hazardous situations.

ID	SPRM-177
old ID	SUBSET_113_V1.5.0 - ETCS-H0043
Linked Work Items	is copied from : ⚙️ ⚡ SPPRAMSS-10681 - ETCS-H0043 - Balises rejected or wrongly considered by the ERTMS/ETCS On-Board when trackside is using VBC function : 459260 has parent : 📄 SPRM-144 - ETCS SUBSET-113 Hazards
Rationale	Proposed mitigation: Before implementing the VBC function into the trackside system, the infrastructure owner needs to perform a hazard analysis to define necessary engineering and operational rules; particular attention has to be taken to protect against entering of a B2 ERTMS/ETCS On-Board equipment into a B3 X=1 area. The FMEA in Appendix B can serve as a base.
Type	⚡ Operational Hazard

ETCS-H0044 - Repositioning problem in case of multi-sections

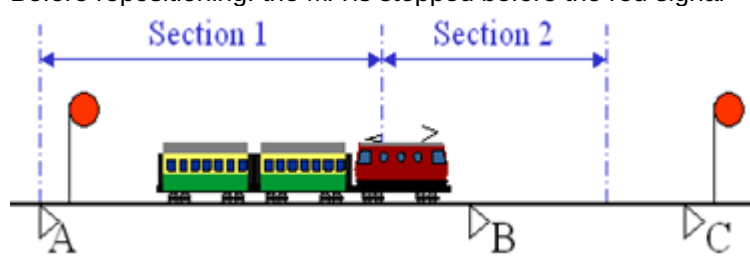
In case of repositioning with multi-sections (typically when there is a point) SUBSET-026 v2.3.0 and v3.4.0 §3.8.5.2 explains: "It shall be possible to update the length of the current section by means of repositioning information". In SUBSET-026 v3.6.0 §3.8.5.2 has been reworded as follows "It shall be possible to update the length of an MA section by means of repositioning information contained in a balise group message".

The problem is linked to the identification of the "current section".

As specified in SUBSET-026 v2.3.0, v3.4.0 and v3.6.0 §3.6.4.6, the ERTMS/ETCS On-Board must use the estimated position of the train to identify the current section.

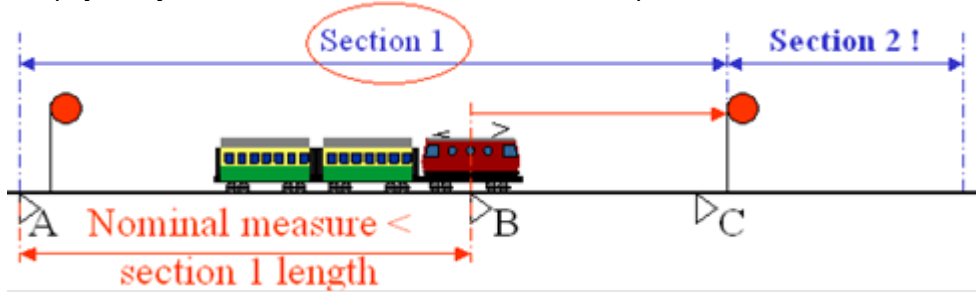
The hazard identified is the following:

Before repositioning: the MA is stopped before the red signal



The BG B is considered in section 1, because of measure inaccuracy in the distance estimation, whereas

it is physically in section 2, then the MA is extended up to location in advance of the red signal



ID	SPRM-178
old ID	SUBSET_113_V1.5.0 - ETCS-H0044
Linked Work Items	is copied from : ⚙️ ⚡ SPPRAMSS-10682 - ETCS-H0044 - Repositioning problem in case of multi-sections : 481176 has parent : 📁 SPRM-144 - ETCS SUBSET-113 Hazards
Rationale	Proposed mitigation: The ETCS trackside specific application shall limit the risk by e.g.: · Limiting the odometer uncertainty by placing a linked balise group (with restrictive linking reaction) as close to the physical section boundary as possible (link from A-group to the new one) and by placing the B-group as soon after the physical section boundary as possible. · Increase the tolerance to odometer uncertainty by separating the shift between section 1 and 2 from the B-group as much as possible.
Type	⚡ Operational Hazard

ETCS-H0045 - Risks related to “List of balises in SH area” function

ETCS Trackside has the possibility to limit a shunting area in which a train can move, to a certain number of balise groups allowed for the train to pass over. This information is sent to the ERTMS/ETCS On-Board with Packet 49 “List of balises for SH area”. If the train passes other balises groups, the ERTMS/ETCS On-Board will be tripped.

However, in some specific situations there is a risk that the ERTMS/ETCS On-Board will not use the list of balise groups. Thus the driver can mistakenly exit the shunting area without being stopped by ETCS. Appendix C identifies such situations.

ID	SPRM-179
old ID	SUBSET_113_V1.5.0 - ETCS-H0045
Linked Work Items	is copied from : ⚙️ ⚡ SPPRAMSS-10683 - ETCS-H0045 - Risks related to “List of balises in SH area” function : 485369 has parent : 📁 SPRM-144 - ETCS SUBSET-113 Hazards
Rationale	Proposed mitigation: Before using the function “List of balises for SH area”, the ETCS trackside specific application shall as a minimum demonstrate that the situations in Appendix C will not occur.
Type	⚡ Operational Hazard

ETCS-H0047 - Faulty definition of Q_RRIMACHANGE and Q_TDCHANGE

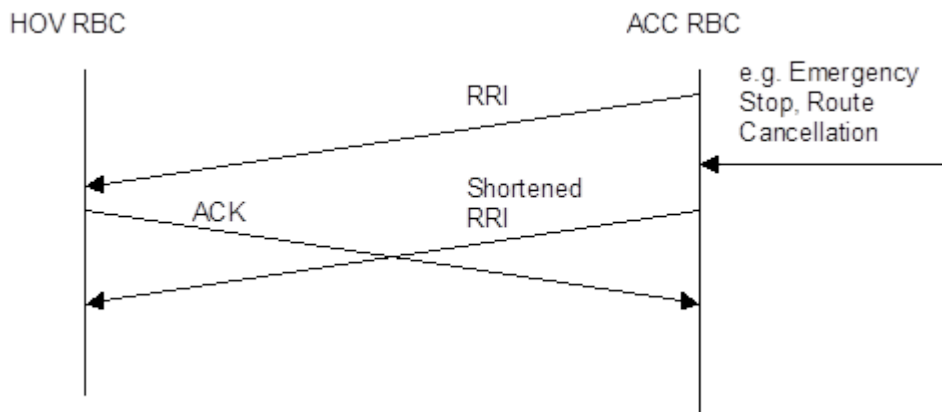
The definition of the variables Q_RRIMACHANGE and Q_TDCHANGE is incorrect in Baseline 2. Details can be found in the ERA Database CR 1088, or as follows:

SUBSET-039 v2.3.0 §6.6.1.23 defines Q_RRIMACHANGE as “Relation of MA in the current RRI message to the MA in the last acknowledged RRI message.”

The following scenario shows a problem with this definition.

The ACC RBC sends an RRI to the HOV RBC. Before receiving an ACK for this RRI there is a route cancellation in the area of the ACC RBC and the ACC RBC has to send a shortened RRI to the HOV

RBC. According to the definition of Q_RRIMACHANGE above, the ACC RBC shall not send the shortened RRI with Q_RRIMACHANGE = "shortened", because the previous RRI was not yet acknowledged. The HOV RBC receives now an RRI which is not identified as "shortened". This means the HOV RBC cannot detect this situation efficiently by the Q_RRIMACHANGE identifier. For better understanding, please see the figure below.







Conclusion:

The definition of Q_RRIMACHANGE has to be changed back to:




"Relation of MA in the current RRI message to the MA in the last sent RRI message, if any." (which is finally done in SUBSET-039 v3.1.0 and v3.2.0 §5.6.1.27 by introduction of CR 1088)

Similar considerations are valid for the definition of Q_TDCHANGE.

ID	SPRM-180
old ID	SUBSET_113_V1.5.0 - ETCS-H0047
Linked Work Items	is copied from :   SPPRAMSS-10684 - ETCS-H0047 - Faulty definition of Q_RRIMACHANGE and Q_TDCHANGE : 481176 has parent :  SPRM-144 - ETCS SUBSET-113 Hazards
Rationale	Proposed mitigation: The proposed mitigation is to have an agreement between ACC RBC and HOV RBC on how to handle the flags Q_RRIMACHANGE and Q_TDCHANGE. Another possible mitigation for any HOV RBC (both B2 and B3), communicating with an ACC B2 RBC, is to compare the RRI messages instead of relying on the flag values. Nevertheless, this way of mitigating the problem somehow thwarts the meaning of the flags Q_RRIMACHANGE and Q_TDCHANGE. Another possible mitigation for any HOV RBC is to implement CR1088.
Type	 Operational Hazard

ETCS-H0053 - Unexpected handling of Conditional Emergency Stop on Entry into L2

For a Conditional Emergency Stop message stored in the transition buffer, the B2 ERTMS/ETCS On-Board will compare the stop location with the position of the train when this message is extracted from the buffer, while a B3 train will compare it with the position when it was received (see SUBSET-026 both v3.4.0 and v3.6.0 §4.8.5.7). Thus, depending on when the buffer is evaluated, a B2 ERTMS/ETCS On-Board may reject a CES that a B3 ERTMS/ETCS On-Board accepts.

ID	SPRM-181
old ID	SUBSET_113_V1.5.0 - ETCS-H0053
Linked Work Items	is copied from :   SPPRAMSS-10685 - ETCS-H0053 - Unexpected handling of Conditional Emergency Stop on Entry into L2 : 485369 has parent :  SPRM-144 - ETCS SUBSET-113 Hazards

Rationale	Proposed mitigation: Trackside could define other measures for MA revocation in an entry situation. Trackside could design an entry where the entry signal is passed under responsibility of a different train protection system, such as an STM
Type	⚡ Operational Hazard

ETCS-H0054 - Use of Euroloop and Radio Infill for information that if missed could lead to safety consequences

There is a problem with sending safety-critical information via Euroloop or Radio Infill (with safety-critical it is here meant information that is missed could lead to safety consequences).

In SUBSET-091, no safety target has been allocated to the deletion of information from Euroloop or Radio Infill. Therefore, the ETCS standard contains no such safety integrity requirement on these components, and thereby the safety performance of this failure mode is supplier specific. This is due to the fact that:

- The assumption has been made that deletion of infill information is not hazardous, ref SUBSET-091 §5.3.1.4.

- The delivery of the non-infill information from infill devices allowed by SUBSET-040 §4.2.4.4 (both for v3.3.0 and v3.4.0) has not been considered safety critical, with the exception that the use of Packet 44 is undefined in the ETCS specifications and thus not possible to analyse.

These two assumptions need to be verified on application level.

Specific issue:

As a special issue to the first bullet above, a Baseline 3 ERTMS/ETCS On-Board could – under unfavourable circumstances – systematically reject infill information from a Baseline 2 Euroloop or Radio Infill. The problem is related to CR 712 and concerns the fact that SUBSET-040 v3.3.0 and v3.4.0 §4.2.4.4 restricts which packets are allowed to be sent as non-infill information from Euroloop and Radio Infill, while SUBSET-026 v2.3.0 (B2) section §7.4.2 allows “any transmission media” (not excluding Euroloop or Radio Infill) for almost all packets.

So if B2 ETCS Trackside interprets SUBSET-026 v2.3.0 so that all packets are allowed to be sent as non-infill information from Euroloop or Radio Infill, while the B3 ERTMS/ETCS On-Board makes a strict interpretation according to SUBSET-040 v3.3.0/v3.4.0, the ERTMS/ETCS On-Board could reject the whole message containing the “not allowed” non-infill packet from the infill device.

Most packets are not possible to send as non-infill information from a Euroloop or Radio Infill anyway, because they contain distance information which is not available from these devices. But some packets; 42, 45, 46, 72, 76 and 79, does not contain distance information and could therefore theoretically be sent. It is not believed hazardous to miss these packets in themselves, but as a result of the rejection of the whole message, also other infill information in the packets contained in that message would be rejected, which could have safety consequences if they contain restrictive information.

If both ERTMS/ETCS On-Board and Trackside are implemented according to Baseline 3, CR 712 makes sure that the problem is solved because SUBSET-026 (for both v3.4.0 and v3.6.0) section §7.4.2 specifies exactly which transmission media that is allowed for ETCS Trackside to use for each packet (matching the list in SUBSET-040 §4.2.4.4 both for v3.3.0 and v3.4.0).

ID	SPRM-182
old ID	SUBSET_113_V1.5.0 - ETCS-H0054
Linked Work Items	is copied from : ⚡ SPPRAMSS-10686 - ETCS-H0054 - Use of Euroloop and Radio Infill for information that if missed could lead to safety consequences : 475522 has parent : 📄 SPRM-144 - ETCS SUBSET-113 Hazards
Rationale	Proposed mitigation: In the safety analysis the ETCS trackside should not rely on the ERTMS/ETCS On-Board use of information transmitted via Euroloop or Radio Infill (i.e. it should not have safety consequences if the information is missed).
Type	⚡ Operational Hazard

ETCS-H0055 - Unspecified train movement supervision after PT or RV distance is overpassed





According to SUBSET-026 v2.3.0, modified by SUBSET-108 v1.2.0 CR 138 and CR 686, §3.14.1.7.1 & §3.15.4.8, if the brake command was triggered due to exceeding the reversing distance related to a

reversing area, the brake command shall be released at once if the reversing distance has been extended so that the reversing distance is no longer exceeded, or at standstill after driver acknowledgement. However, a safe reaction of the B2 ERTMS/ETCS On-Board for further backwards movements is not clearly specified.

The hazard situation arises when train is moving backwards after the brake release due to PT or RV distance is overpassed. In Baseline 2, it is not specified that the train shall command again the brake for any further movements in the opposite direction to the train orientation when the permitted distance is overpassed.

Therefore, this situation could lead to derailment or collision since the train could enter a route which is set for other train.

In Baseline 3, CR 844 and CR 1096 solve this problem by specifying that brake command is triggered due to an overpassed reversing distance related to a reversing area or due to any further movement in the direction opposite to the train orientation while the reversing distance is still overpassed

ID	SPRM-183
old ID	SUBSET_113_V1.5.0 - ETCS-H0055
Linked Work Items	is copied from :   SPPRAMSS-10687 - ETCS-H0055 - Unspecified train movement supervision after PT or RV distance is overpassed : 485369 has parent :  SPRM-144 - ETCS SUBSET-113 Hazards
Rationale	Proposed mitigation: The ERTMS Application Project shall require Operational Procedures to prevent unsafe consecutive backwards movements.
Type	 Operational Hazard





ETCS-H0056 - Rejection of non revocable TSRs received in a message containing several non revocable TSRs

Based on SUBSET-026 v2.3.0 §8.4.1.4.2:

'Exception 2: A message can contain several packets 65 (Temporary Speed Restriction). The identities of the corresponding temporary speed restrictions (variable NID_TSR) transmitted in the same message shall be different.'

A B2 trackside may consider that NID_TSR = 255 is not an ID and that §8.4.1.4.2 does not apply to multiple non revocable TSRs.

A B2 ERTMS/ETCS On-Board may have been implemented so that it rejects multiple non-revocable TSRs (NID_TSR = 255) if they are received in the same message because all non-revocable TSRs in that message have the same ID. The problem is solved in B3, where SUBSET-026 v3.4.0 and v3.6.0 now (via CR 843) specify that the exception is only applicable to revocable TSRs.

ID	SPRM-184
old ID	SUBSET_113_V1.5.0 - ETCS-H0056
Linked Work Items	is copied from :   SPPRAMSS-10688 - ETCS-H0056 - Rejection of non revocable TSRs received in a message containing several non revocable TSRs : 459260 has parent :  SPRM-144 - ETCS SUBSET-113 Hazards
Rationale	Proposed mitigation: The ETCS Trackside (B2 or B3 X=1) shall not send multiple non-revocable TSRs in the same message but put them in different messages.
Type	 Operational Hazard

ETCS-H0057 - Possible different approaches of B2 and B3 ERTMS/ETCS On-Boards to NVs received (announced) but not yet applicable while entering NP mode.

Scenario 1

ETCS B2 ERTMS/ETCS On-Board with implemented CR 710 or B3 ERTMS/ETCS On-Board deletes received (announced) but not yet applicable NVs (see SUBSET-026 v3.4.0 and v3.6.0 section §3.18.2.9). However, this behaviour is not expected by ETCS B2 trackside which is not aware of CR 710. As B2





trackside does not expect this behaviour, it does not send appropriate NVs and thus ERTMS/ETCS On-Board uses default ones. Therefore, a hazardous situation could arise if:

- an ERTMS/ETCS On-Board deletes stored but not yet applicable NVs sent by trackside;
- a trackside does not expect this deletion and does not send NVs which are appropriate for a given location again;
- an ERTMS/ETCS On-Board uses default NVs that are less restrictive than expected ones.

Scenario 2

B2 ERTMS/ETCS On-Board (without implemented CR 710) could keep received (announced) but not yet applicable NVs while ETCS B2 trackside aware of CR 710 or B3 X=1 trackside expects these NVs to be deleted by the ERTMS/ETCS On-Board. Therefore, a hazardous situation could arise if:

- an ERTMS/ETCS On-Board (after entering NP mode) keeps stored but not yet applicable NVs sent by trackside;
- a trackside expects these NVs to be deleted and thus expects that ERTMS/ETCS On-Board uses default NVs (because of this, trackside does not send other NVs) – e.g. the route, for which NVs were announced, is no longer set;
- an ERTMS/ETCS On-Board uses stored NVs that could be less restrictive than the default ones and applies them for the area in which they are not valid.




ID	SPRM-185
old ID	SUBSET_113_V1.5.0 - ETCS-H0057
Linked Work Items	is copied from :   SPPRAMSS-10689 - ETCS-H0057 - Possible different approaches of B2 and B3 ERTMS/ETCS On-Boards to NVs received (announced) but not yet applicable while entering NP mode. : 466978 has parent :  SPRM-144 - ETCS SUBSET-113 Hazards
Rationale	Proposed mitigation: Scenario 1 The problem is related to situations when ERTMS/ETCS On-Board receives NVs intended for specific route but it deletes it by entering NP mode. If there is necessity to use more restrictive NVs for a specific route, NVs should be repeated by trackside when entering the route. Scenario 2 The B2 trackside or B3 X=1 trackside has always to send valid NVs as soon as possible to ERTMS/ETCS On-Board after it leaves NP mode.
Type	 Operational Hazard

ETCS-H0058 - Balise message rejected in duplicated balise groups

In Baseline 3 if the balises are duplicated within a balise group and a balise is not read or not decoded correctly but the duplicated balise is, then regardless of whether the balise group is linked or unlinked the message shall not be rejected and no linking reaction (SUBSET-026 for both v3.4.0 and v3.6.0 §3.16.2.4.4.1) shall be applied (as specified in CR 819).

However, Baseline 2 has an ambiguous definition for Balise group message consistency specifications for duplicated Balise Groups. An ERTMS/ETCS On-Board unit (without CR 819 implemented) always rejects BG message if a balise is not found or not decoded in a BG, even if another balise in the group duplicates the missed one, but if a duplicating one is correctly read it will not apply the linking reaction (SUBSET-026 v2.3.0 § 3.16.2.4.4.1). So a hazardous situation can happen when safety related information is sent by duplicated balise groups.

Another effect related to this hazardous situation is the following: the trackside will have used in their safety cases an availability rate for the BG with duplicated balises which is not in line with the system behaviour, i.e. trackside will assume that the BG is unavailable only if both duplicated balises fail, but actually the BG message will not be used if only one of the duplicated balises fails.

ID	SPRM-186
old ID	SUBSET_113_V1.5.0 - ETCS-H0058
Linked Work Items	is copied from :   SPPRAMSS-10690 - ETCS-H0058 - Balise message rejected in duplicated balise groups : 478519 has parent :  SPRM-144 - ETCS SUBSET-113 Hazards

Rationale	Proposed mitigation: The ETCS trackside should not put information in duplicate balise groups, which if missed, would lead to hazardous consequences. Related to the BG message availability, the trackside has to analyse availability rate decrease when duplicate balise groups are used.
Type	⚡ Operational Hazard

ETCS-H0059 - Resetting of Adhesion Factor when passing into an STM area

According to SUBSET-026 v2.3.0 section §4.10, the Adhesion Factor shall be reset from its current (possibly restrictive) value to its non-restrictive default value when entering SN mode. However, reasonably the rail has the same properties on both sides of the level border. Thus, if not handled properly, this could lead to a non-restrictive supervision.

If the reduced Adhesion Factor was set by trackside, it can be assumed that the trackside sets this value also in the STM area, if applicable. However, if the reduced Adhesion Factor was set by the driver, and the driver is not observing this behaviour, this hazardous scenario is possible:

- The ETCS supervision doesn't consider the slippery track conditions if the train later returns to the ETCS area.

This problem was solved in Baseline 3, with the introduction of CR 1030. SUBSET-026 v3.4.0 and v3.6.0 specify that the Adhesion Factor (from driver) is unchanged when entering SN mode.

ID	SPRM-187
old ID	SUBSET_113_V1.5.0 - ETCS-H0059
Linked Work Items	is copied from : ⚡ SPPRAMSS-10691 - ETCS-H0059 - Resetting of Adhesion Factor when passing into an STM area : 478519 has parent : 📄 SPRM-144 - ETCS SUBSET-113 Hazards
Rationale	Proposed mitigation: For a Baseline 2 ERTMS/ETCS On-Board, the driver needs to make sure that the reduced Track Adhesion is set again before entering (again) into an L1 or L2/3 area. Particular care must be taken when designing the operational rules since the behaviour is different for Baseline 2 and Baseline 3 ERTMS/ETCS On-Board systems.
Type	⚡ Operational Hazard

ETCS-H0060 - Unclear use of telegram header info when a balise telegram or BG message is ignored/rejected

There are two possible hazardous situations related to the use of some information from the header when the concerned BG is rejected:




1) ERTMS/ETCS On-Board unexpectedly using default National Values, when these are less restrictive than the National Values.

Related to SUBSET-026 (v2.3.0) §3.18.2.5 second bullet: a Baseline 2 ERTMS/ETCS On-Board could use the default National Values when a mismatch has been detected between the country or region identifier read from a BG and the corresponding identifier of the applicable and stored NV although the BG message has been rejected, e.g. according to the SUBSET-026 (v2.3.0) §3.16.2.4.3 (rejection of BG marked as linked not included in the linking). In that situation, default values are used by the ERTMS/ETCS On-Board and this is not expected by ETCS trackside.

2) RBC not sending information because it assumes that the ERTMS/ETCS On-Board has received the information from a BG reported as LRBG.

Related to SUBSET-026 (v2.3.0) §3.6.2.2.2 a): a Baseline 2 ERTMS/ETCS On-Board could use as reference to report its position to the RBC a balise group although the message has been rejected due to M_MCOUNT=254, see SUBSET-026 (v2.3.0) §3.16.2.4.7. The RBC (B2/B3) cannot know that this message has been rejected.

ID	SPRM-188
old ID	SUBSET_113_V1.5.0 - ETCS-H0060

Linked Work Items	is copied from :  SPPRAMSS-10692 - ETCS-H0060 - Unclear use of telegram header info when a balise telegram or BG message is ignored/rejected : 478519 has parent :  SPRM-144 - ETCS SUBSET-113 Hazards
Rationale	Proposed mitigation: Related to the first scenario above: This case is covered by ETCS-H0005. Related to the second scenario above: As project specific mitigation (ETCS Trackside), the RBC should not assume that the ERTMS/ETCS On-Board has received the information from a BG reported as LRBG.
Type	 Operational Hazard

ETCS-H0061 - Trackside provisions to avert unsafe consequences when the on-board resets the train position confidence interval and relocates trackside information using the estimated travelled distance between current LRBG and a previously encountered BG

A harmonized solution for resetting the train position confidence interval and relocating all location related information in cases where trackside does not provide information about the distance between balise groups was introduced in Baseline 3 by CR 782.

This solution is defined in SUBSET-026 (both v3.4.0 and v3.6.0) §3.6.4.3b), §3.6.4.7.1 and §3.6.4.7.2: specifying that when no linking distance is known, only the estimated travelled distance between balise groups shall be taken into account for the reset/relocation.

When a BG becomes the new LRBG, the odometry error accumulated since reading the previously encountered BG will not be part of the confidence interval and it will not be considered when relocating the location information based on the former LRBG. In practice, this means that in case the train odometer underestimates the travelled distance, these locations would become farther away from the train than they actually are, while the opposite would happen in case the odometer overestimates the travelled distance. From SUBSET-026 §3.6.4.3.1, it follows that it is the responsibility of the Trackside to be aware of this ERTMS/ETCS On-Board behaviour and – for scenarios where this may result in unsafe situations – take provisions when engineering the distance information. However, there are scenarios where it would be difficult for Trackside to provide the adequate provisions or where the provision would have operational drawbacks. The scope of this hazard log entry is to alert the trackside engineers about the difficulty to take the necessary provisions by giving examples of such scenarios.

1) Supervision of location based information received from a BG marked as unlinked

It is not possible to provide linking information for a balise group marked as unlinked (for example: a BG installed temporarily on the track). When another balise group becomes the LRBG, the location data (for example: the start and end location of a TSR) that the ERTMS/ETCS On-Board accepted from the BG marked as unlinked will be relocated using the estimated travelled distance and the accumulated odometer errors will not be considered in the confidence interval. In addition, the confidence interval will be recalculated using the location accuracy of the LRBG - not that of the BG that transmitted the TSR (the Q_NVLOCACC from the national values). Since temporary balise groups may be installed with less accuracy than balise groups installed permanently, this may further falsify the relocated position of the location data.

Possible consequences:

- the actual train front end might be closer to the start of the TSR than the calculated max safe front end;
- the actual rear end might still be inside the speed restriction while the ERTMS/ETCS On-Board calculates that the min safe rear end has already left it.

2) Repositioning

Trackside cannot provide the correct linking distance between the main balise group and the repositioning balise group: linking information announcing a repositioning BG does not provide the actual linking distance to this BG but to the end of the expectation window of the farthest balise group containing repositioning information.

Thus, when the repositioning balise group encountered by the train becomes the LRBG, SUBSET-026 §3.6.4.3.b applies and the ERTMS/ETCS On-Board performs the relocation using the estimated travelled distance from the BG that provided the linking information (=the main signal BG) to the new LRBG. This may be problematic in supervising the following:

- locations beyond the train front end: for example. the location of a speed decrease. If the repositioning BG does not send a speed profile, and the SSP provided by the main signal BG contains a speed decrease, then the on-board when calculating the distance from the max safe front end to this speed decrease will disregard the odometer error accumulated between the main BG and the repositioning BG.

The actual train front end might be nearer to the speed decrease location than the calculated max safe front end.

- locations to be supervised with the train rear end: for example, the end of a speed restriction covering points in rear of the repositioning BG. Once the repositioning BG is encountered, the on-board in calculating the distance between min safe rear end and the end of the speed restriction will disregard the odometer error accumulated between the main BG and the repositioning BG. The actual rear end might still be inside the speed restriction while the ERTMS/ETCS On-Board calculates that the min safe rear end has already left it.

3) Transition to Level 1 or 2/3 with information stored in the transition buffer

In case any information retrieved from the transition buffer is using an LRBG which is not part of the linking chain, or in case the current LRBG when the information is retrieved is not part of the linking chain, the actual distance from that former LRBG to the current LRBG cannot be determined from the available linking info. In this case, when relocating any distance information that is based on the former LRBG, the on-board will disregard the odometer error accumulated between that former LRBG and the BG that follows it in the linking chain. The actual train front end might be closer to the relocated locations than the calculated max safe front end. A similar issue would exist with the actual rear end.

ID	SPRM-189
old ID	SUBSET_113_V1.5.0 - ETCS-H0061
Linked Work Items	<p>is copied from : ⚙️ ⚡ SPPRAMSS-10693 - ETCS-H0061 - Trackside provisions to avert unsafe consequences when the on-board resets the train position confidence interval and relocates trackside information using the estimated travelled distance between current LRBG and a previously encountered BG : 475522</p> <p>has parent : 📖 SPRM-144 - ETCS SUBSET-113 Hazards</p>

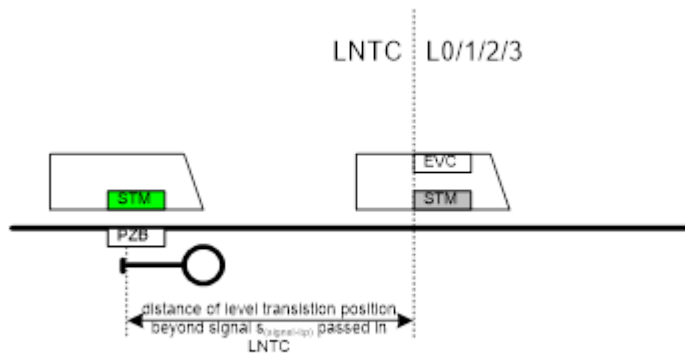
Rationale	<p>Proposed mitigation:</p> <p>In scenarios like those presented in this hazard log entry, each specific application safety analysis shall identify the appropriate measures trackside shall take when engineering the distance information, as hinted in Subset-026 §3.6.4.3.1.</p> <p>In the following, some directions for the measures to be taken are presented.</p> <p>1) Location based info in BG marked as unlinked</p> <p>The trackside may engineer the distances transmitted adding a margin. The principle would be to reintroduce via this margin the error that the ERTMS/ETCS On-Board odometry accumulates in measuring the distance travelled from the BG that transmits the info to the BG that will become the LRBG, because this accumulated error will not be part of the confidence interval and will not be subtracted from the distance between the previous LRBG and the location info (the start of the TSR in our scenario).</p> <p>There are 2 difficulties in doing that:</p> <p>a) the Trackside cannot know the value of the accumulated errors the ERTMS/ETCS On-Board makes in measuring the travelled distance. The only harmonized requirement on which it could make an estimate is SUBSET-041 §5.3.1.1. However, that requirement states also that “in case of malfunctioning the ERTMS/ETCS On-Board equipment shall evaluate a safe confidence interval”, something trackside cannot do for the ERTMS/ETCS On-Board.</p> <p>b) if trackside to be on the safe side uses a large margin, this would have an operational impact by making all trains – independent of the accumulated odometer error they have – slow down for a much longer stretch of line than required by the TSR.</p> <p>Trackside may also consider to put a margin in the value of Q_LOCACC in the linking packet, to mitigate what is mentioned in the scenario discussion. This would have performance drawbacks and possibly unsafe drawbacks in case of a fixed release speed given by trackside (delayed trip).</p> <p>2) Repositioning</p> <p>For the first bullet, include the SSP in the repositioning BG. Note that especially if other info has to be added (ASP, TSR, LX info, etc.) this may imply installing additional balises and there has to be enough space in the track for this. For the second bullet, the same as in scenario 1) applies in artificially enlarging the distance to the location of a speed reduction.</p> <p>3) Transition to Level 1 or 2/3 with information stored in the transition buffer</p> <p>Make sure that any BG located between the BG on which the level transition announcement is based and the level transition border is either marked as unlinked or contained in the linking information. However, having it in the linking chain could be inconvenient because the BG in the adjacent area can be related to a national system and therefore ETCS trackside is impacted each time a BG is added or removed in rear of the border.</p>
Type	⚡ Operational Hazard

ETCS-H0062 - Level transition from LNTC to L0/1/2/3 releases emergency brake

This possible hazard is valid for those level transitions to L0, L1, L2 and L3 that take place in a certain distance beyond a signal that was passed under responsibility and supervision of a National System.

Note: the hazard is applicable if the ERTMS/ETCS On-Board equipment is interfaced to a national system, regardless whether through an STM or by other means; for the sake of simplicity however in the following drawings only the case of STM interface is depicted.

The responsibility of and supervision by the National System ends at the level transition location (LTP). In case the train in level NTC passes a signal showing a stop aspect, which is protected by a national train control system (e.g. PZB (2000Hz magnet) for DB AG), this system is responsible for supervision (see figure, green coloured STM).



If the emergency brake has been triggered in level NTC, the access to the emergency brake command output is revoked by the ERTMS/ETCS On-Board if the train passes the border to a different level. This may lead to a safety critical situation if the conditions to command the emergency brake are still valid, but the ERTMS/ETCS On-Board, now, e.g., in ETCS L1, has no knowledge of the history before the change of level.

In this example, the PZB system evaluates the national trip situation, triggers a safety reaction but safety reaction (emergency brake) will be released by ETCS.

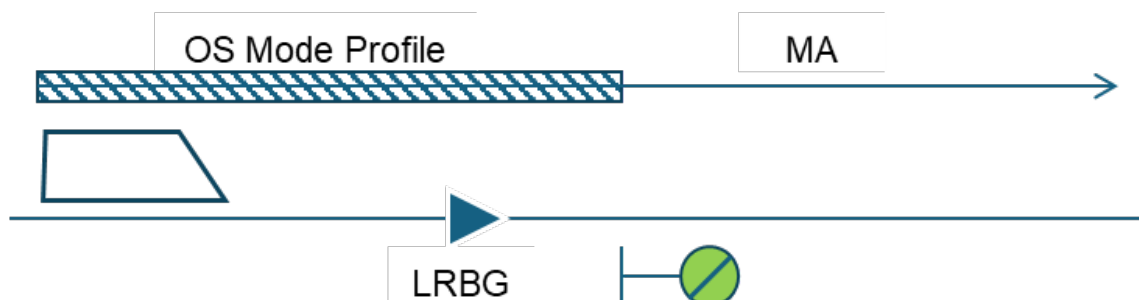
ID	SPRM-190
old ID	SUBSET_113_V1.5.0 - ETCS-H0062
Linked Work Items	is copied from : ⚙️ ⚡ SPPRAMSS-10694 - ETCS-H0062 - Level transition from LNTC to L0/1/2/3 releases emergency brake : 481176 has parent : 📄 SPRM-144 - ETCS SUBSET-113 Hazards
Rationale	Proposed mitigation: This hazard has to be solved in trackside project specific analysis. Another possible solution for L0/L1/L2 trackside could be to analyse and to design the Level transition from LNTC to L0/L1/L2 in a safe way; for instance L0/L1/L2 trackside may take into account the signal aspect of the signal passed under LNTC responsibility.
Type	⚡ Operational Hazard

ETCS-H0063 - Limits in use of Shifted Location Reference

When the LRBG is in advance of the train's front end, e.g. after a change of driving cab, the RBC can grant a MA to this train using Shifted Location Reference. If – after granting the MA – the operational situation changes, the RBC might be required to react on this change by sending co-operative route revocation (message 9: request to shorten MA) or by updating a restriction using a general message (message 24). In both cases, the use of Shifted Location Reference (D_REF) is not possible.

Three examples are given:

a) Start of Mission after a change of driving cab, with on-sight mode profile up to the next signal and MA extended beyond this signal:



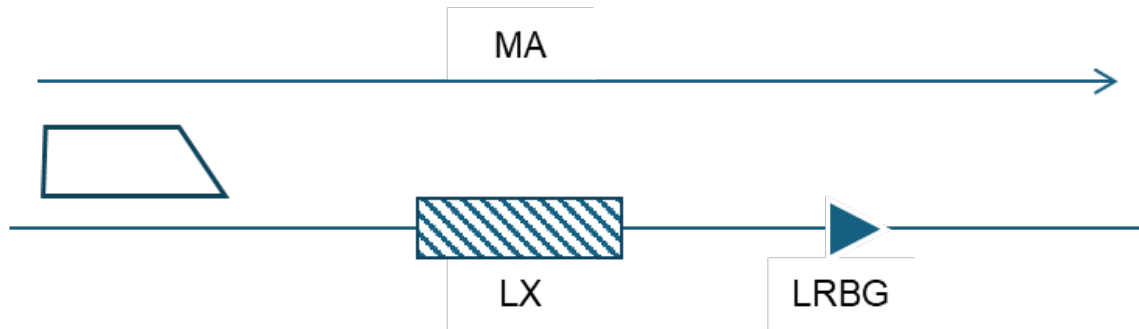
In case there occurs a restriction inside the MA and the RBC is required to shorten this MA by means of a

Request to Shorten MA (message 9) before the train has passed the LRBG, it cannot do this because D_REF is not defined for message 9.

Doing this without regarding D_REF, based on the LRBG location, this would remove the OS mode profile from the train's front end up to the LRBG.

train would be allowed to run in FS mode where OS mode was required

b) Start of Mission in rear of a 'protected' level crossing with MA up to a location beyond the level crossing:



In case the level crossing changes its state to 'not protected' or 'faulty', the RBC is required to update the LX information for the train, by means of LX information or TSR packets, with the same shifted location reference (D_REF). This is not possible because D_REF is not available for a general message (message 24).

Sending this new information with an updated MA is also no reliable method, because this new information, added to the original MA, could exceed the limit of 500 bytes in size for a radio message.

è New restriction cannot be transmitted to train in a reliable way

c) Start of Mission in rear of a dynamic profile (e.g. track conditions, TSR,...) with MA up to a location beyond the dynamic profile start location:

For B2 ERTMS/ETCS On-Board the only message allowing D_REF field is message 33. In B3 ERTMS/ETCS On-Board the messages allowing the use of D_REF are:

- Message 33
- Message 34
- Message 15.

In fact in all 3 scenarios, according to 3.7.1.1.c (see SUBSET-026 v2.3.0, v3.4.0 and v3.6.0) MA and Mode profile shall not be considered as a Track description. Moreover clause §3.7.3.1 (SUBSET-026 v3.4.0 and v3.6.0) doesn't apply to MA and Mode Profile since mode profile according to 3.7.1.1.c can't be considered a track description.

According to SUBSET-026 (see v2.3.0, v3.4.0 and v3.6.0) §3.12.4.3, on a reception of a new MA with or without Mode profile, the currently supervised mode profile shall be deleted and the new one replaces the previous one (see also SUBSET-040, §4.3.2.1.1.c for v2.3.0, v3.3.0 and v3.4.0). According to table §4.8.3 of SUBSET-026 (see v2.3.0, v3.4.0 and v3.6.0), a cooperative shortening of MA sent by RBC is going to go to be accepted because track descriptions cover the MA and the mode profile (filtering condition A [3] [4] [5] of §4.8.3 of SUBSET-026 v3.4.0 and v3.6.0). Finally, according to Item a) of clause §3.8.5.1 (SUBSET-026 v3.4.0 and v3.6.0) new MA shall delete all information given in the previous one. If trackside should use message 9 to give a reduction of MA, the RBC is going to create a danger situation because the ERTMS/ETCS On-Board is going to

- delete the mode profile information from the head of the train (which is in rear of the LRBG) to the LRBG,
- manage the new MA starting from the LRBG and going up to the new SvL

Therefore for B2 the scenario involving the use of CES message shall be taken into account.

ID	SPRM-191
old ID	SUBSET_113_V1.5.0 - ETCS-H0063
Linked Work Items	is copied from : ⚙️ ⚡ SPPRAMSS-10695 - ETCS-H0063 - Limits in use of Shifted Location Reference : 481239 has parent : 📄 SPRM-144 - ETCS SUBSET-113 Hazards
Rationale	Proposed mitigation: Each trackside specific application safety analysis shall analyse the scenarios given in this hazard report and take appropriate measures, if necessary.

Type	⚡ Operational Hazard
------	----------------------

ETCS-H0068 - Hazardous evaluation of CES beyond a 'temporary EoA/SvL'

Possible temporary EoA/SvL according SUBSET-026 v2.3.0 and v3.4.0 and v3.6.0:

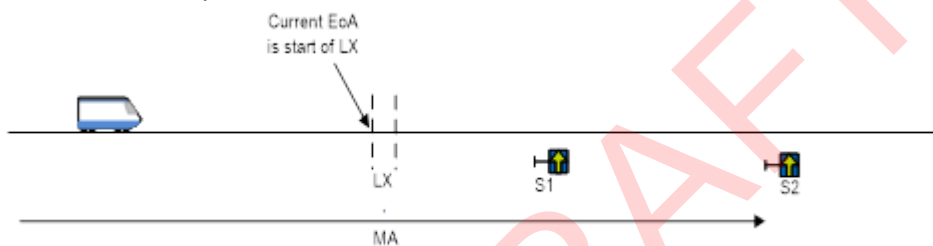
1. Unprotected LX: §5.16.1.1 of SUBSET-026 v3.4.0 and v3.6.0,
2. Start of SH mode profile: §5.7.3.4 of SUBSET-026 in v2.3.0, modified by SUBSET-108 v1.2.0 CR 601, v3.4.0 and v3.6.0,
3. Start of OS mode profile: §5.9.3.5 of SUBSET-026 in v2.3.0, modified by SUBSET-108 v1.2.0 CR 601, v3.4.0 and v3.6.0,
4. First route unsuitability SUBSET-026 v3.4.0 and v3.6.0, §3.12.2.6 of SUBSET-026 in v2.3.0, modified by SUBSET-108 v1.2.0 CR 664, §3.12.2.4 of SUBSET-026 in v3.4.0 and v3.6.0
5. Start of LS mode profile: §5.19.3.5 of SUBSET-026 v3.4.0 and v3.6.0

In case the ERTMS/ETCS On-Board supervises a temporary EoA/SvL, SUBSET-026 allows different interpretations if the ERTMS/ETCS On-Board should define the new EoA and SvL, if a conditional emergency stop location is given between temporary EoA/SvL and the EoA/SvL given with the MA (refer to SUBSET-026, §3.10.2).

It is a matter of interpretation that the ERTMS/ETCS On-Board considers a Conditional Emergency Stop as relevant if the Emergency Stop Location is beyond the temporary EoA/SvL.

Scenario (example for unprotected LX only, but the mechanism is similar for the other situations 2 to 5 above):

1. ERTMS/ETCS On-Board receives MA (up to S2) with LX profile.
2. ERTMS/ETCS On-Board considers the start of the unprotected LX as temporary EoA/SvL (S-026 v3.4.0, §5.16.1.1).



3. ERTMS/ETCS On-Board receives a Conditional Emergency Stop (with emergency stop location at S1) from RBC for a location beyond the LX, but in rear of the EoA given by the previous MA.

4. ERTMS/ETCS On-Board accepts the CES, but it does not define a new EoA/SvL because the location is beyond the current (temporary) EoA (if the temporary EoA/SvL is considered as current EoA/SvL; SUBSET-026 v3.4.0 and v3.6.0, §3.10.2.2, 2nd bullet resp. SUBSET-026 v2.3.0 §3.10.2.1.2 2nd bullet).

Note: For B3 ERTMS/ETCS On-Board running on a X=2 track, the acknowledgement sent to the RBC is msg 147 with Q_EMERGENCYSTOP = 1 (accepted, but no change in EoA). An ERTMS/ETCS On-Board running on a X=1 track would send a msg 147 with Q_EMERGENCYSTOP = 0 (Conditional Emergency Stop considered)

5. ERTMS/ETCS On-Board receives information that the LX is protected – the EoA/SvL at the crossing is deleted, and replaced with the EoA/SvL given by the MA (SUBSET-026 v3.4.0 and v3.6.0, §3.12.5.3) Alternatively, ERTMS/ETCS On-Board has stopped inside the stopping area in rear of the LX. This event removes the temporary EoA/SvL and replaces it with the EoA/SvL given by the MA (SUBSET-026 v3.4.0 and v3.6.0, §5.16.2.1)

The ERTMS/ETCS On-Board may then continue past the LX and beyond the CES location, which will be unsupervised by ETCS.

ID	SPRM-192
old ID	SUBSET_113_V1.5.0 - ETCS-H0068
Linked Work Items	is copied from : ⚡ SPPRAMSS-10696 - ETCS-H0068 - Hazardous evaluation of CES beyond a 'temporary EoA/SvL' : 481699 has parent : 📄 SPRM-144 - ETCS SUBSET-113 Hazards

Rationale	Proposed mitigation: The trackside should take appropriate measures to avoid the situation of sending a CES that would be located between the beginning of a mode profile (or start of an unprotected level crossing or first route unsuitability) and the MA EOA (e.g. to send a shorter MA instead of a CES,...).
Type	⚡ Operational Hazard

ETCS-H0070 - Session establishment pkt.42 leads to supervision gap for vehicles with one mobile during NRBC handover

The clause §3.5.3.5.2 for v3.4.0 of SUBSET-026 says:

“If the ERTMS/ETCS On-Board equipment has to establish a communication session with an RBC whilst in session with another RBC, the existing communication session shall be terminated (see §3.5.5.2 for details) and the new one shall be established. Exception: the order to contact an Accepting RBC shall not terminate the communication session with the Handing Over RBC.”.

The last sentence of this clause reads as if the exception only concerns the “order to contact an Accepting RBC” as defined in clause §3.5.3.5.3:

Clause §3.5.3.5.3 for v3.4.0 of SUBSET-026:

“The order to contact an Accepting RBC shall be part of the RBC transition order and shall include:

- a) The identity of the Accepting RBC.
- b) The telephone number of the Accepting RBC.
- c) Whether this applies also to Sleeping unit.”.

If the exception of clause §3.5.3.5.2 for v3.4.0 of SUBSET-026 only applies to the “order to contact an Accepting RBC” as per clause §3.5.3.5.3, for v3.4.0 of SUBSET-026, then it seems that some system aspects have been missed.

Let's consider for example the following scenario:

A train is running in level 2 in a mixed level area (level 2 + level 1 for instance). The train is approaching and RBC/RBC transition border and can handle only one communication session.

The train receives from the handing over RBC an RBC transition order that contains the order to contact the Accepting RBC. The train does not establish the communication session with the Accepting RBC as it can handle only one communication session.

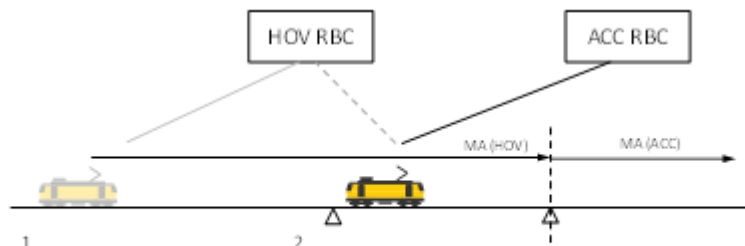
The train continues to run and encounters a balise group providing a packet 42 ordering to establish the communication session with the RBC of the area that will be entered.

It considers that the clause §3.5.3.5.2 (v3.4.0 of SUBSET-026) applies (the exception does not apply), it terminates the communication session with the handing over RBC and establish the communication session with the Accepting RBC.

The train will then consider the Accepting RBC as the supervising RBC as per clause §5.15.3.2.6.1, in v3.4.0 of SUBSET-026, while this RBC may not have taken over the responsibility (see clause §5.15.3.2.6.2 in v3.4.0 of SUBSET-026).

After session establishment to ACC RBC the HOV RBC has no possibility to stop the train (e.g. in case of

route revocation in the area of HOV RBC).



1. Handover engaged (RTA from RBC).

Only one mobile working. MA into ACC area onboard.

2. session order:
- establish to approaching (ACC) RBC

With solution of CR 894 (B3, changed exception ch. 3.5.3.5.2) the train will:
- terminate existing comm sess (to HOV RBC)
- establish new comm sess (to ACC RBC)

Train did not yet pass the border.
MA onboard remains valid.

According engaged RBC handover context, the train will only accept information from HOV RBC.

According 3.16.3.4.1.2 the contact-timeout would still relate to „the latest consistent message from the Handing over RBC“ → Contact-Reaction after Timeout.

ID	SPRM-193
old ID	SUBSET_113_V1.5.0 - ETCS-H0070
Linked Work Items	is copied from : ⚡ SPPRAMSS-10697 - ETCS-H0070 - Session establishment pkt.42 leads to supervision gap for vehicles with one mobile during NRBC handover : 481699 has parent : 📄 SPRM-144 - ETCS SUBSET-113 Hazards
Rationale	Proposed mitigation: The trackside application project shall mitigate or avoid creating this hazard. It has several ways of doing so, for example: · by confirming that the situation will not occur in this specific application, or · trackside engineering (balise installation).
Type	⚡ Operational Hazard

ETCS-H0072 - Train running in L0/LSTM without validated train data ERTMS/ETCS On-Board due to SH movements in L1 or L2.

According to §4.4.8.2.1 of SUBSET-026 v2.3.0, an ERTMS/ETCS On-Board equipment can be in Shunting mode in level 0, 1, 2 and 3. Once in SH mode train data, according to §4.10 of SUBSET-026 v2.3.0, are deleted. If a B2 ERTMS/ETCS On-Board, in level 1 or 2, does the transition to TR mode while moving in SH mode (according to [49], [52] and [65] transition table 4.6.2 of SUBSET-026 v2.3.0) train data remains in the “D” state but the ERTMS/ETCS On-Board is now able to manage level transitions (see “Active Functions Table” in §4.5.2 and “Acceptance of received information” in §4.8.3 and §4.8.4 of SUBSET-026 v2.3.0). If after transition to TR mode, the ERTMS/ETCS On-Board receives a level transition order to level 0/STM being in TR mode, the level transition takes place and the ERTMS/ETCS On-Board, once at standstill and after driver acknowledge, would be in UN/SN with no validated Train Data (instead of being back in SH mode).

The train will be then able to move potentially without all necessary protection by the ERTMS/ETCS On-Board.

In B3MR1 and B3R2 this hazardous situation is not applicable because according to transition [62] and [63] transition to UN and SN from TR are possible only if valid train data are stored on ERTMS/ETCS On-Board.

ID	SPRM-194
----	----------

old ID	SUBSET_113_V1.5.0 - ETCS-H0072
Linked Work Items	is copied from : ⚙️ ⚡ SPPRAMSS-10698 - ETCS-H0072 - Train running in L0/ LSTM without validated train data ERTMS/ETCS On-Board due to SH movements in L1 or L2. : 475522 has parent : 📁 SPRM-144 - ETCS SUBSET-113 Hazards
Rationale	Proposed mitigation: Each Trackside specific application safety analysis shall take into account that a B2 ERTMS/ETCS On-Board might be able to run without validated train data stored ERTMS/ETCS On-Board, if a level transition border to Level 0/STM is placed close to a shunting area.
Type	⚡ Operational Hazard

ETCS-H0073 - Ambiguity about application of A3.4 in case a B3 ERTMS/ETCS on-board accepts a CES with stop location between EOA and SvL

1.-In case the ERTMS/ETCS On-Board considers that A.3.4.1.2 a) applies for any accepted emergency stop message, independently on whether the EOA/SvL is updated or not, the ERTMS/ETCS On-Board behaviour may fall in a grey area: A.3.4 tells the ERTMS/ETCS On-Board to delete a series of information in advance of the CES location, including the MA, while 3.10.2.2 tells the ERTMS/ETCS On-Board not to touch the SvL.

Appendix A3.4 is ambiguous about the conditions leading to the deletion of information stored on board in case the ERTMS/ETCS On-Board receives a CES.

In fact, according to A3.4.1.2, the situation acting on the “status” of stored information for CES is the “execution” of a conditional emergency stop (item a of A3.4.1.2 of SUBSET 026 for v2.3.0, v3.4.0 and v3.6.0). In all Baselines, item a) of A3.4.1.2 refers only to section §3.10.2. The term “execution” is however undefined:

According to second item of clause §3.10.2.2 of SUBSET-026, v3.6.0, when the CES is received if “the train has not yet passed with its min safe front end the new stop location, the emergency stop message shall be accepted, however this location shall be used by the onboard to define a new EOA/SvL only if not beyond the current EOA/LOA. Refer to appendix A.3.4 for the exhaustive list of location based information stored on-board, which shall be deleted accordingly.”

Note that second item of §3.10.2.2 differs between SUBSET-026 v3.4.0 and v3.6.0 only for some editorial changes (see CR 1283) so it is not reported in this problem description.

According to Note [1] of A.3.4.1.3 of SUBSET-026 v340 and v3.6.0, the condition leading to deletion of stored information in case the CES is “executed” is given as:

“[1]: beyond the new SvL or in case of situation a, beyond the stop location of the accepted CES”

According to second item of clause §3.10.2.1.2 of SUBSET-026 v2.3.0, when the CES is received if “the train has not yet passed with its min safe front end the new stop location, the emergency stop message shall be accepted, however this location shall be used by the onboard to define the new EoA and SvL only if not beyond the current EoA.”

According to Note [1] of A.3.4.1.3 of SUBSET-026 v2.3.0, the condition leading to deletion of stored information in case the CES is “executed” is given as:

“[1]: beyond the new stop location”

Note that §3.10.2.1.2 of SUBSET-026 v2.3.0 uses the same terms to describe the stop location defined in the CES

So, in all baselines section §3.10.2 and the note [1] of §A.3.4.1.3 do not clarify what is the meaning of “execution” and it is possible that an ERTMS/ETCS On-Board supplier considers that item a) of A.3.4.1.2 applies for any accepted emergency stop message, independently on whether the EOA/SvL is updated or the LoA is changed to an EoA/SvL or not. As result, the ERTMS/ETCS On-Board might accept the CES without changing the EoA/SvL or LoA but deleting information stored on-board according to table A.3.4 beyond the CES stop location.

1a-If the CES stop location is beyond the current EOA. The RBC has no knowledge that such information could have been deleted by the ERTMS/ETCS On-Board. As a consequence, once the CES is revoked, the RBC might not send once again trackside information being confident that these pieces of information are still stored on-board.

The lack of these pieces of information could be hazardous: for example, the ERTMS/ETCS On-Board has deleted not yet applicable national values and will keep applying the ones stored that will become unsuitable.

1b If the CES stop location is beyond the current LoA:

-The train may delete relevant trackside information for building the MRSP beyond the CES stop location, in such a way that the train may not brake to the safe target

- Additionally, as the RBC has no knowledge that information has been deleted from CES stop location, it might extend the MA without including again all the trackside information from the CES stop location.





Note: The deletion of track description due to the acceptance of a CES stop location is not reported to the RBC (See SRS v.3.4.0 and v.3.6.0, 3.8.2.7.3)

2. In case the ERTMS/ETCS On-Board considers that A.3.4.1.2 a) does not apply for any accepted emergency stop message:

2a In case an emergency stop message whose stop location is beyond the current EoA is accepted, the ERTMS/ETCS On-Board might keep irrelevant trackside information (e.g. not yet applicable NVs, level transition announcement) stored, which will not be replaced/cancelled after the CES is revoked because the Trackside expects the A.3.4 to be applied (i.e. irrelevant trackside information to be deleted).

2b. In case an emergency stop message whose stop location is beyond the current LoA is accepted, the ERTMS/ETCS On-Board might keep irrelevant trackside information (e.g. not yet applicable NVs, level transition announcement) stored, which will not be replaced/cancelled after the CES is revoked because the Trackside expects the A.3.4 to be applied (i.e. irrelevant trackside information to be deleted).

3. In case an emergency stop message whose stop location is between the EOA & SvL is accepted, the ERTMS/ETCS on-board might keep the SvL untouched because it does not consider that A.3.4 a) applies or because it considers that the 1st sentence of SRS clause 3.10.2.2 2nd bullet prevails on A.3.4 exception [1] even if it applies the A.3.4 a), while the Trackside expects the SvL to be moved back to the CES stop location.

ID	SPRM-195
old ID	SUBSET_113_V1.5.0 - ETCS-H0073
Linked Work Items	is copied from :   SPPRAMSS-10699 - ETCS-H0073 - Ambiguity about application of A3.4 in case a B3 ERTMS/ETCS on-board accepts a CES with stop location between EOA and SvL : 478519 has parent :  SPRM-144 - ETCS SUBSET-113 Hazards
Rationale	Proposed mitigation: The trackside should not send a CES with a stop location beyond the LOA or between the EOA & the SvL from the last sent MA. Note: In case the last sent MA gets lost or not accepted, there is a residual risk, that the stop location of the CES may be located beyond the LOA or between the EOA & the SvL from a previously accepted MA. If CES beyond the SvL from the last sent MA are used, the first MA following the CES revocation should be sent together with track description and all other relevant trackside information covering at least the full length of the MA. Additionally, the trackside should ensure that the ERTMS/ETCS On-Board will not use obsolete information (i.e. information that has been previously received and is no longer valid) which is not part of the track description (e.g. not yet applicable NVs, level transition announcement) by replacing/cancelling it.
Type	 Operational Hazard

ETCS-H0074 - Train inside OS/LS/SH area does not activate OS/LS/SH mode

According SUBSET-026 both for v3.4.0 and v3.6.0 the ERTMS/ETCS On-Board does only switch to OS/LS/SH mode in case its max safe front end is inside the OS/LS/SH area. While granting a movement authority to a train that includes an OS/LS/SH area, the RBC may expect that the ERTMS/ETCS On-Board switches to OS/LS/SH mode in case the real front end is inside the OS/LS/SH area. This can lead to hazardous situations in the case that an MA is sent to the ERTMS/ETCS On-Board including an OS/LS/SH mode profile but the ERTMS/ETCS On-Board does not switch to OS/LS/SH.

Example given for On-Sight area:

In case the max safe front end is located beyond this OS mode profile, the ERTMS/ETCS On-Board will not switch to OS but to FS mode. Driver is not aware of taking responsibility for OS mission; OS mission profile is not considered for speed supervision.

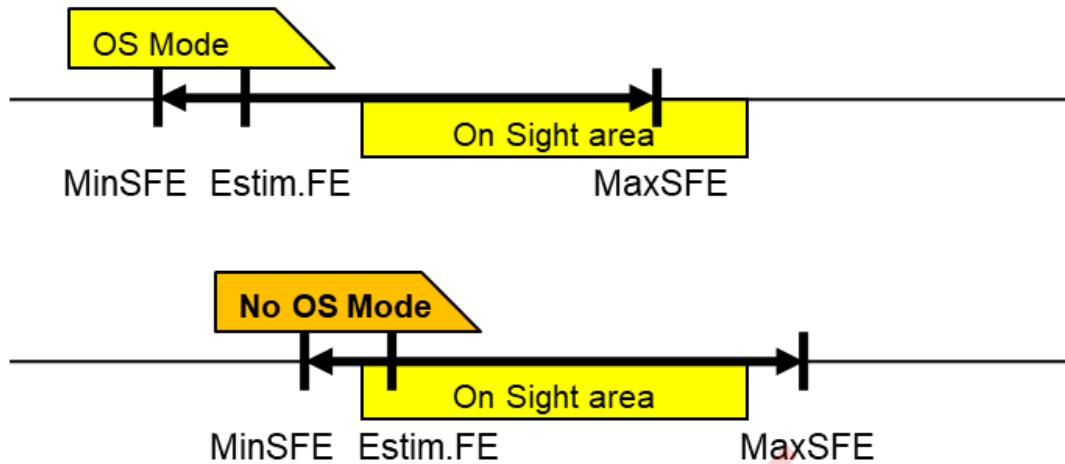
SUBSET-026 for both v3.4.0 and v3.6.0 Analysis:

- OS from FS or SR: SUBSET-026 v3.4.0 and v3.6.0, §4.6.3 condition 40
- OS from modes different from SB and PT modes: SUBSET-026 v3.4.0 and v3.6.0, §5.9.2.2
- Flowchart SUBSET-026 v3.4.0 and v3.6.0, §5.9.7 ends at the evaluation of the condition "Beginning of

OS area" because neither "Max safe front inside OS area" nor "further location" is fulfilled

· OS from SB or PT: SUBSET-026 v3.4.0 and v3.6.0, §5.9.5.1

Trackside cannot guarantee that the OS mode profile will be activated on the ERTMS/ETCS On-Board in case the real front end of the train is located inside the On Sight area:



Note regarding Baseline 2:

The UNISIG references used in this hazard report are related to SUBSET-026 v3.4.0 and v3.6.0 but the problem is also relevant for version 2.3.0.

ID	SPRM-196
old ID	SUBSET_113_V1.5.0 - ETCS-H0074
Linked Work Items	is copied from : ⚙️ ⚡ SPPRAMSS-10700 - ETCS-H0074 - Train inside OS/LS/SH area does not activate OS/LS/SH mode : 482482 has parent : 📄 SPRM-144 - ETCS SUBSET-113 Hazards
Rationale	Proposed mitigation: Each trackside specific application shall take into account the possibility that an ERTMS/ETCS On-Board will not perform the immediate mode transition to OS/SH/LS if the mode profile area is inside the confidence interval calculated ERTMS/ETCS On-Board (e.g.: by implementing additional balises, announced in linking in order to reduce the confidence interval, or by having larger mode profile area).
Type	⚡ Operational Hazard

ETCS-H0075 - No specific driver indication in case of "RAMS related linking reaction" for an ERTMS/ETCS On-Board

Clauses §3.16.2.7.1.1 of SUBSET-026 (both for v3.4.0 and v3.6.0) and §3.16.2.7.1 of SUBSET-026 v2.3.0 ensure the safety target for the balise transmission function elaborated in SUBSET-088, version 2.3.0, 3.5.4 and 3.6.0, by applying a safe reaction in case of two consecutive balise groups, announced by means of linking, are missed.

According to clause §3.16.2.7.1.1 of SUBSET-026 (both for v3.4.0 and v3.6.0) and §3.16.2.7.1 of SUBSET-026 v2.3.0 when 2 consecutive linked balise groups announced by linking are not detected the ERTMS/ETCS On-Board shall apply service brake until the train reaches standstill, shorten location based information stored On-board to the current position once at standstill and inform the driver of the specific event.

For a B2 ERTMS/ETCS On-Board, it is project specific implementation to select what kind of message the ERTMS/ETCS On-Board has to display on DMI in this situation since no specific requirement is given on the text message that shall be displayed

On the contrary for a B3 ERTMS/ETCS On-Board, table 68 of ERA_ERTMS_015560 (both v3.4.0 and v3.6.0) imposes to use a more generic message for all types of balise group reading errors. In this way the




possibility for mitigations originally found to cover the hazard detected in SUBSET-088 (version 2.3.0, 3.5.4 and 3.6.0) and originally included in OB03 of SUBSET-091 is reduced.

When a B3 ERTMS/ETCS On-Board applies the RAMS related supervision function due to a fault in the balise reception channel, neither the driver nor the signaller is able to determine that the cause of the display of the message is not a trackside problem.

When the On-board applies the RAMS related supervision function, the driver shall follow the operational rules as specified in the TSI OPE annex A rule 6.45. The driver shall inform the signaller about the situation.

If no new MA is received when the train has come to a standstill, the signaller shall authorize the driver to pass the EOA. To resume a mission in SR mode with a written order from the signaller is not perceived as hazardous. (It is understood that the written order will include all relevant information that could have been missed or will be missed due to a fault in the balise reception channel).

If a new MA has been received, the TSI OPE annex A rule 6.45 sub-part ("If the situation is repeated driver and signaller shall apply non-harmonised rules") applies in case the RAMS related supervision reaction occurs again. The only residual risk is encountering an unlinked BG with TSR information or with a safety relevant fixed text message to be enforced before the RAMS related supervision function occurs again.

ID	SPRM-197
old ID	SUBSET_113_V1.5.0 - ETCS-H0075
Linked Work Items	is copied from :   SPPRAMSS-10701 - ETCS-H0075 - No specific driver indication in case of "RAMS related linking reaction" for an ERTMS/ETCS On-Board : 466978 has parent :  SPRM-144 - ETCS SUBSET-113 Hazards

DRAFT

Rationale	<p>Proposed mitigation: In a level 2/3 area or in a level 1 area fitted with RIUs or loops providing infill MAs, TSR information and safety relevant fixed text messages should not be sent by unlinked balise groups.</p> <p>Alternative mitigation on an X=2 RBC:</p> <ul style="list-style-type: none"> - Following the reception of an M_ERROR = 7, the X=2 RBC should not send a new MA, an RBC transition order, an order to establish a communication session with another RBC or a level transition order to level 0 or NTC to the ERTMS/ETCS On-Board equipment until it is ensured that the On-board is able to read balises e.g. after having received a position report with a new LRBG. <p>AND</p> <ul style="list-style-type: none"> - The trackside should not give an MA to a train that has reported to be in SR mode with an LRBG not set to unknown and located in an adjacent RBC area, until it is ensured that the on-board is able to read balises e.g. by receiving a position report with a new LRBG. <p>Assumption: An SR authorisation is always operationally accompanied by a written order which includes all the relevant information to operate safely. In case this assumption is not fulfilled then the same mitigation as for the MA should be applied to the SR authorisation.</p> <p>Note regarding the two mitigation measures:</p> <ul style="list-style-type: none"> · The intermittent failure of the balise reception channel which would lead to receive again information from balise (e.g. an MA) after the ERTMS/ETCS On-Board equipment has applied §3.16.2.7.1.1 of SUBSET-026 (both for v3.4.0 and v3.6.0) or §3.16.2.7.1 of SUBSET-026 v2.3.0 is not considered in these mitigations measures. A residual risk exists in case the ERTMS/ETCS On-Board equipment, due to the intermittent failure, would be able to read an MA, an RBC transition order, an order to establish a communication session with another RBC or a level transition order to level 0 or NTC provided by a balise. <p>Notes regarding the alternative mitigation measure for an X=2 RBC:</p> <ul style="list-style-type: none"> · This mitigation measure relies on the reception by the RBC of the position report containing M_ERROR = 7 and therefore leaves a residual risk in case this message is not received e.g. due to a temporary loss of the safe radio connection. · In case the On-board reaction as per Subset-026 clause 3.16.2.7.1.1 occurs while the On-board is performing an RBC/RBC handover between two X=2 RBCs and the On-board is able to handle only one communication session, the On-board could already have stored the RBC ID/phone number of the Accepting RBC as the current valid RBC ID/phone number when it reaches standstill. The on-board could subsequently establish a communication session with the (former) Accepting RBC e.g. to report a mode change as per clause 3.5.3.4 c) of Subset-026. Since this RBC has not been informed that the On-board has reported M_ERROR = 7, it could give to the On-board an information "precluded" by this mitigation (MA, RBC transition order, order to establish a communication session with another RBC or level transition order to level 0 or NTC). The following case should also be considered: once the train has reached standstill, the desk is closed. When the desk will be reopen, the On-board could call the (former) Accepting RBC. · On a mixed (level 2/3 + level 0) or (level 2/3 + level NTC) area, when the train has reached standstill after the RAMS related supervision reaction, the driver could after having performed the override select level 0 or NTC in the table of supported levels or in the default list of levels. An operational mitigation to this case should be defined.
Type	⚡ Operational Hazard

ETCS-H0076 - Train equipped with B2 ERTMS/ETCS On-Board entering a B3 trackside operating with system version X=2

A train equipped with a B2 ERTMS/ETCS On-Board will not be granted access for an ETCS equipped line operating with system version X=2, if operation in L1/2/3 is required on that line, i.e. if trains running on that line must be equipped with a B3 ERTMS/ETCS On-Board.

However, if the B3 X=2 line has borders to areas in which trains with B2 ERTMS/ETCS On-Boards are allowed to run, an (operational) error in train routing may occur and a route into the B3 X=2 area may be set for a B2 train. So two possible scenarios are detected:





- the border between the B3 X=2 equipped trackside and the other areas are managed through a level transition

- the border between the B3 X=2 equipped trackside and the other areas are managed through an HO.

If the border between the B3 X=2 equipped trackside and the other areas are managed through a level transition, if the border BG of the B3 X=2 area uses system version X=2 this will trip any B2 train approaching in L1/2/3 supervision. But a B2 ERTMS/ETCS On-Board approaching in L0/STM will ignore the BG with system version X=2 including the border Balise Group, therefore not performing a level transition. In case the B3 X=2 line is not equipped for L0/STM operation this could result in serious hazards.

It can be assumed that a B2 train cannot obtain an MA for the B3 X=2 area in the scenario above: if the B3 area is L1, then the BGs transmitting MA's within the B3 area will use system version X=2. If the B3 area is L2 or L3, the B2 ERTMS/ETCS On-Board cannot establish a session with the B3 X=2 RBC because of incompatible versions.

If both the B3 X=1 area and the B3 X=2 area are equipped with L2 there will be an RBC Handover taking place at the border. The HOV RBC (X=1) will issue an MA for crossing the border to the B2 train, based on information received from the ACC RBC (X=2). Because the B2 ERTMS/ETCS On-Board cannot establish a session with the ACC RBC the ACC RBC has no means to revoke the MA after the train has passed the border. Once the train, has passed the border the ERTMS/ETCS On-Board will continue to accept information from the HOV RBC because it cannot send a position report to the Acc RBC (§3.15.1.3.2 of SUBSET-026 v2.3.0, v3.4.0 and v3.6.0), but the HOV RBC will terminate the session according to §3.15.1.2.7 of SUBSET-026 v2.3.0, v3.4.0 and v3.6.0. The B2 ERTMS/ETCS On-Board, then, can only run for the duration of T_NVCONTACT. Moreover BG with X=2 are placed after the border BG and they are going to trip a B2 ERTMS/ETCS On-Board and driver will see "Trackside not compatible". This scenario doesn't lead to any hazard situation.

ID	SPRM-198
old ID	SUBSET_113_V1.5.0 - ETCS-H0076
Linked Work Items	is copied from :   SPPRAMSS-10702 - ETCS-H0076 - Train equipped with B2 ERTMS/ETCS On-Board entering a B3 trackside operating with system version X=2 : 478519 has parent :  SPRM-144 - ETCS SUBSET-113 Hazards
Rationale	Proposed mitigation: In order to create a safe implementation, a B3 X=2 trackside engineering should take into account of the possibility of a B2 ERTMS/ETCS On-Board, running in L0/LSTM level, to be unduly routed on a B3 X=2 line and find adequate mitigations in order to avoid such trains to run with limited or no supervision at all.
Type	 Operational Hazard

ETCS-H0077 - Outdated Data (e.g. train speed) in Position Report (Packet 0 or 1)

According to SUBSET-026 v3.4.0 and v2.3.0, §7.4.3.1, the Position Report (Packet 0) contains the following data, in addition to the positioning information provided by Q_SCALE, NID_LRBG, D_LRBG, Q_DIRLRBG, Q_DLRBG, L_DOUBTOVER, L_DOUBTUNDER and, in case of Packet 1 also

NID_PRIVLRBG:

Q_LENGTH

L_TRAININT

V_TRAIN

Q_DIRTRAIN

M_MODE

M_LEVEL

NID_NTC

Clause §5.3.1.3 in SUBSET-041 v2.1.0 and v3.1.0 gives a performance requirement of 1s regarding the location information, but according to SUBSET-041 v2.1.0 and v3.1.0 §5.3.1.1 this requirement only applies to the data that relate to the train front end (i.e. D_LRBG, Q_DIRLRBG, Q_DLRBG, L_DOUBTOVER and L_DOUBTUNDER)

· Q_LENGTH, L_TRAININT:

The train is required to report the real Q_LENGTH and L_TRAININT only in case if the events defined in SUBSET-026 v3.4.0 and v2.3.0, §3.6.5.1.4, i.e. in case the driver confirms the train integrity or in case of a detected loss of train integrity. There is no requirement about the age of the reported train length.

à in worst case a train can legally report a train length which it once had some time, even hours, before. à Assumed not critical

· V_TRAIN:

The only event that requires the train to update the speed information in the position report is defined in SUBSET-026 v3.4.0 and v2.3.0, §3.6.5.1.4 a) "The train reaches standstill [...]" (Note: standstill itself is not harmonized). There is no requirement about the age of the speed information sent with the position report.

à in worst case a train can legally report a permanent V_TRAIN = 0, independent from its real estimated speed.

· Q_DIRTRAIN:

The running direction of the train is not required to determine the position of the train's front end. Therefore the performance requirement regarding positioning information (SUBSET-041 v2.1.0 and v3.1.0 §5.3.1.3) is not to be applied. As result, there is no requirement to report a changed running direction to the RBC.

à A train can legally report an outdated running direction to the RBC.

· M_MODE, M_LEVEL:

for these two variable please refer to ETCS-H0029.

Different readings of SUBSET-041 v2.1.0 and v3.1.0 §5.3.1.3 may lead to hazardous situations (example: based on train speed V_TRAIN).

On the one hand this requirement can be understood as only applying to the "position" of the train. On the other hand this requirement can be understood as also applying to the reported speed, because it would be impossible for an ERTMS/ETCS On-Board to determine its position within the requested performance but without knowing the speed similarly.

Based on the second reading a trackside may use for example the reported train speed for safety critical functions, e.g. route unlocking, occupation/track free handling or level crossing management. In case an ERTMS/ETCS On-Board reports outdated speed information according to the first reading, the train may be moving faster than reported to trackside while trackside performs safety critical functions based on the (outdated) reported train speed.

ID	SPRM-199
old ID	SUBSET_113_V1.5.0 - ETCS-H0077
Linked Work Items	is copied from : ⚡ SPPRAMSS-10703 - ETCS-H0077 - Outdated Data (e.g. train speed) in Position Report (Packet 0 or 1) : 466978 has parent : 📁 SPRM-144 - ETCS SUBSET-113 Hazards
Rationale	Proposed mitigation: Each trackside specific application safety analysis shall analyse the scenarios given in this hazard report and take appropriate measures, if necessary. Regarding V_TRAIN, Infrastructure manager shall take into account that some ERTMS/ETCS On-Boards could report this information inconsistent with other data in the position report.
Type	⚡ Operational Hazard

ETCS-H0078 - Inhibition of revocable TSRs from balises in L2/3 in SR mode

In SUBSET-026 (both for v3.4.0 and v3.6.0) a possible ambiguity related to the management of the "inhibition of revocable TSRs from balises in L2/3" by RBC has been detected.

In SB mode and SR mode the management of "inhibition of Revocable TSRs from balises in L2/3" is not active (see table §4.5.2): the function is only active in FS, LS, OS, TR and PT. But, according to the table §4.8.4 of SUBSET-026 (both for v3.4.0 and v3.6.0) information is accepted in all modes except if the ERTMS/ETCS on-board is in PS/SH/SL/NL/ RV modes.

Moreover information is deleted both if the ERTMS/ETCS on-board enters in levels 0/ or STM or if the following modes are reached: NP/SB/SH/PS/SR/SL/NL/UN/SN/RV.

Based on the new functionality, Temporary Speed Restrictions coming from balise groups are filtered based on level and modes according to condition A[8]:





("[8] exception: revocable TSRs shall be rejected if information "inhibition of revocable TSRs from balises in L2/3" is stored on-board.")

According to exception [8] the event leading to the rejection of packet 65 coming from balises is a packet 64 received and accepted by the ERTMS/ETCS on-board.

The ambiguity in SB mode doesn't lead to any hazardous situation because it is clear from the specification that, if RBC should send packet 64 to the ERTMS/ETCS on-board during Start of Mission procedure, this piece of information shall be deleted at the transition to SR mode (see table in §4.10 of SUBSET-026 both for v3.4.0 and v3.6.0).

So, if RBC should send packet 64 to an ERTMS/ETCS On-Board in SR mode, 2 different ERTMS/ETCS on-boards could apply different reactions. One ERTMS/ETCS on-board would consider that the function is not active according to §4.5.2 so TSRs coming from balises will not be filtered. Another ERTMS/ETCS on-board might apply the filtering conditions given in §4.8.3 and rejects TSRs coming from balise groups, considering that (according to exception [8], the packet 64 is stored by the ERTMS/ETCS on-board) a "inhibition of revocable TSRs from balises in L2/3" has been received and accepted.

If RBC should rely on the fact that the function is not active in SR mode, there might be a safety issue because an ERTMS/ETCS on-board might be able to supervise a less restrictive speed.

ID	SPRM-200
old ID	SUBSET_113_V1.5.0 - ETCS-H0078
Linked Work Items	is copied from :   SPPRAMSS-10704 - ETCS-H0078 - Inhibition of revocable TSRs from balises in L2/3 in SR mode : 478519 has parent :  SPRM-144 - ETCS SUBSET-113 Hazards
Rationale	Proposed mitigation: A trackside should always send packet 64 "Inhibition of revocable TSRs from balises in L2/3" in an MA message. This mitigation however does not cover the scenario where the train data changes before the MA is received and so the acknowledgement has not been received yet. In this case, the MA is rejected while the TSR inhibition is accepted. Each trackside specific application safety analysis has to take into account this residual risk.
Type	 Operational Hazard

ETCS-H0079 - Wrong assumption in ERTMS/ETCS On-Board calculation of release speed




The ERTMS/ETCS On-Board calculation of release speed should ensure that the brakes are commanded in due time so as to stop a train running at that speed in rear of the supervised location.

This can be ensured if the intervention will occur at the same time the min safe front end (or min safe antenna in L1) passes the EoA. However, according to SUBSET-026 v3.6.0, §A.3.5.2, the intervention arising from passing the EoA will not occur at that time if a balise group message is received in the vicinity of the EoA. Intervention will be delayed until the BG message is processed.

In SUBSET-026 v3.6.0, §3.11.11.4, 8th bullet a processing delay as defined in SUBSET-041 §5.2.1.1, is taken into account when the ERTMS/ETCS On-Board shall calculate a speed restriction to ensure permitted braking distance. It is not clear, why §5.2.1.13 of SUBSET-041 v2.1.0, v3.1.0 and v3.2.0 is not also referred to.

In case the B2 ERTMS/ETCS On-Board implements a proprietary braking curve model, although the SUBSET-026 v2.3.0 clause 3.13.8.1.1 leaves room to an interpretation like e.g. the CR977 solution (followed up by CR1300) consisting in delaying the EB application, SUBSET-026 v2.3.0 clause 3.13.7.2.2 1st bullet does not allow to deduce that this delay to trip in level 1 has to be taken into account for the ERTMS/ETCS On-Board calculation of the release speed.

In case the early implementation of braking curves functionality is implemented (current version 5.0 or any earlier one) the SRS chapter 3.13 is replaced as a whole. Neither any delay induced by the SRS 2.3.0 clause 3.13.8.1.1 nor the 1s delay after passing the EOA induced from the CR977 (followed up by CR1300) does exist and consequently the release speed formula is correct.

ID	SPRM-201
old ID	SUBSET_113_V1.5.0 - ETCS-H0079
Linked Work Items	is copied from :   SPPRAMSS-10705 - ETCS-H0079 - Wrong assumption in ERTMS/ETCS On-Board calculation of release speed : 459260 has parent :  SPRM-144 - ETCS SUBSET-113 Hazards

Rationale	<p>Proposed mitigation:</p> <p>If the overall risk of a train overpassing the SvL is not acceptable, the trackside should take appropriate measures to compensate the wrong calculation of the ERTMS/ETCS On-Board release speed.</p> <p>One possibility is to move the EOA and SvL upstream from the actual location to protect.</p> <p>Another possibility, for an X=2 trackside, would be to use the permitted braking distance information as follows:</p> <ul style="list-style-type: none"> · If there is only a DP, i.e. there is no overlap, the permitted braking distance should be equal to the distance between the EOA and the DP; · If there is only an overlap, i.e. there is no DP, the permitted braking distance should be equal to the distance between the EOA and the end of the overlap; · If there is both a DP and an overlap, the permitted braking distance should be the equal to the distance between the EOA and the DP. <p>Note: If the train comes to standstill after the Overlap timer has been started, the overlap will be revoked, so it would be unsafe to use the distance from the EOA to the end of overlap as permitted braking distance. The distance between the EOA and the DP will have to be used instead; but it means that it will not be possible to achieve a higher release speed than the release speed for the DP even while the overlap is still valid.</p> <p>In all cases, the permitted braking distance information should specify that:</p> <ul style="list-style-type: none"> · The permitted braking distance has to be achieved with the emergency brake; · The start location of the speed restriction to ensure permitted braking distance is the EOA location; · The length of this speed restriction is equal to the permitted braking distance.
Type	⚡ Operational Hazard

ETCS-H0081 - Infill information considered before crossing of main BG

There are several problematic situations:

1. According to SRS 4.8.3 "Accepted Information depending on the level and transmission media", some infill information from the list provided in SUBSET-040 clause 4.2.4.5.1 is accepted immediately by the ERTMS/ETCS On-Board while the infill location reference information itself is either rejected (Level 0/NTC) or stored in the transition buffer in case of level 1 announcement (Level 2/3).

By definition, the infill location reference provides the reference for all location infill information. Due to the rejection of this reference, the current LRBG (i.e. the infill BG) would be used as location reference of the infill information. This can lead to safety issues (or operational impact) regarding the following infill information:

- a) packet 41: Level transition order;
- b) packet 65: TSR;
- c) packet 67: Track condition big metal masses;
- d) packet 88: Level Crossing information (Note: this packet does not exist in B2).

For instance, since a Big Metal Mass (BMM) area would be wrongly located, i.e. this area would start and end too early compared to the real BMM area, the ERTMS/ETCS On-Board would ignore balise transmission alarms due to a real failure because it erroneously considers that they happen in a BMM area. This could lead to an ERTMS/ETCS On-Board running with a balise receiver in failure without ERTMS/ETCS On-Board reaction and therefore miss balise groups containing restrictive information.

2. According to SRS 4.8.3 "Accepted Information depending on the level and transmission media", some infill information from the list provided in SUBSET-040 clause 4.2.4.5.1 is stored in the buffer while the infill location reference information itself is rejected (Level 0/NTC).

Due to the rejection of this reference, the current LRBG (e.g. the infill BG) would be used as location reference of the infill information released from the transition buffer when the level transition will be executed. This can lead to safety issues (or operational impact) regarding the following infill information:

- a) packet 5: Linking;
- b) packet 12: Level 1 Movement Authority;
- c) packet 21: Gradient Profile;
- d) packet 27: International Static Speed Profile;
- e) packet 39 or 239: Track Condition Change of traction system;
- f) packet 40: Track Condition Change of allowed current consumption (Note: this packet does not exist in B2);





- g) packet 51: Axle Load Speed Profile;
- h) packet 52: Permitted Braking Distance Information (Note: this packet does not exist in B2);
- i) packet 65: Temporary Speed Restriction
- j) packet 68 or 206: Track Condition;
- k) packet 69: Track Condition Station Platforms (Note: this packet does not exist in B2);
- l) packet 70 or 207: Route Suitability Data;
- m) packet 71: Adhesion factor;
- n) packet 80: Mode Profile;
- o) packet 88: Level Crossing information (Note: this packet does not exist in B2)
- p) packet 138: Reversing area information;

For instance, since an International Static Speed Profile (ISSP) would be wrongly located when released from the transition buffer, i.e. this ISSP would start at the current LRBG (e.g. the infill BG), the ERTMS/ETCS On-Board would apply speed supervision value inappropriate to the current train location. This would typically lead to supervising a too permissive value.

3. The handling of a TSR revocation (packet 66) received as infill information is unclear. According to SRS 4.8.3 "Accepted Information depending on the level and transmission media", this information is accepted immediately (except in level NTC). If applied immediately by the ERTMS/ETCS On-Board, the revocation will apply to a complete TSR which would start before the main BG and end after this BG. By providing this revocation as infill information, the trackside may expect this revocation to take place only from the main BG location. In such a case, revoking the whole TSR would impact the safety.

4. Data to be used by an STM (packet 44 with NID_XUSER = 102) received as infill information could also lead to a safety issue. In case such a packet is received from the airgap and considered as non-infill by a B3 on-board due to the rejection or storage of the infill location reference information, the clause 10.11.1.2 of SUBSET-035 v3.1.0 and v3.2.0 specifies that "The STM Control Function shall add to the transmitted airgap data the odometer reading of the balise group which transmitted the airgap message" and the clause 10.11.1.3 of SUBSET-035 v3.1.0 and v3.2.0 specifies that "The odometer reading shall correspond to the estimated odometer value of the location reference of the balise group". In case such a packet is received from the airgap by a B2 on-board, the clause 5.2.13.3 of SUBSET-035 v2.1.1 specifies that "If data to be forwarded to an STM are received by the ETCS On-board then the STM Control Function shall add an odometer reading of the LRBG to the transmitted data" and the clause 5.2.13.4 of SUBSET-035 v2.1.1 specifies that "The odometer reading shall correspond to the location of the LRBG using the FFFIS STM odometer function as common reference (nominal odometer value)". It is therefore uncertain whether the STM will be able to interpret the received information correctly. Depending on the content of the information forwarded to the STM, the safety can be impacted.

Note: since it is possible to engineer a packet 44 with NID_XUSER = 102 in B2 or in B3 X=1, the hazard can also occur although the forwarding by the ERTMS/ETCS on-board is considered as a national function due to the absence of National System identity in the packet 44 header.

ID	SPRM-202
old ID	SUBSET_113_V1.5.0 - ETCS-H0081
Linked Work Items	is copied from :   SPPRAMSS-10706 - ETCS-H0081 - Infill information considered before crossing of main BG : 466978 has parent :  SPRM-144 - ETCS SUBSET-113 Hazards
Rationale	Proposed mitigation: Common recommendations for all level areas: - packet 66 should not be implemented after packet 136 - packet 44 should not be implemented after packet 136 if NID_XUSER=102 Additional recommendations for specific levels. In level 0 areas: - packets 41, 65 and 67 should not be implemented after packet 136 - packets 88 should not be implemented after packet 136 if level 1 or level 2/3 is announced - packet 5 should not be implemented after packet 136 if level 1 is announced
Type	 Operational Hazard

ETCS-H0082 - Wrong mode profile (OS/LS/SH) and/or list of balises in SH supervised after reception of a Request to Shorten MA.

The RBC sends a request to shorten MA, which includes a proposed shorten MA with an EOA closer to

the train than the current EOA/LOA, optionally with OS/LS/SH mode profile and in case of SH mode profile optionally with a list of balises for SH area.

1) According to SUBSET 026 (v2.3.0 and v3.4.0 and v3.6.0), the evaluation of the request to shorten MA in accordance with §3.8.6 is not part of the evaluation criteria defined in §4.8. This means that the check defined in §3.8.6 can only apply in a further step once the request to shorten MA has passed the §4.8 filter.

Several hazardous scenarios can arise according to ERTMS/ETCS On-Board interpretation of SUBSET 026 (v2.3.0 and v3.4.0 and v3.6.0), in case the received mode profile (OS or LS or SH) and list of balises in SH are accepted in accordance with the section §4.8 filter, but the request to shorten MA itself may then be rejected in a further step when evaluated in accordance with §3.8.6, replacing the mode profile and/or list of balise for shunting of the original MA with the new accepted OS or LS or SH mode profile.

- the train supervises a wrong OS mode profile or
- the train supervises a wrong LS mode profile (not applicable for baseline 2) or
- the train supervises a wrong SH mode profile and/or
- the train supervises a wrong list of balises for SH (not applicable for baseline 2) (See Hazard ETCS-H0045 case 8)

Also, a rejected request to shorten MA without any mode profile could lead to an unwanted transition to FS in case the clause 3.12.4.3 is applied by the ERTMS/ETCS On-Board before the clause 3.8.6.1 b)

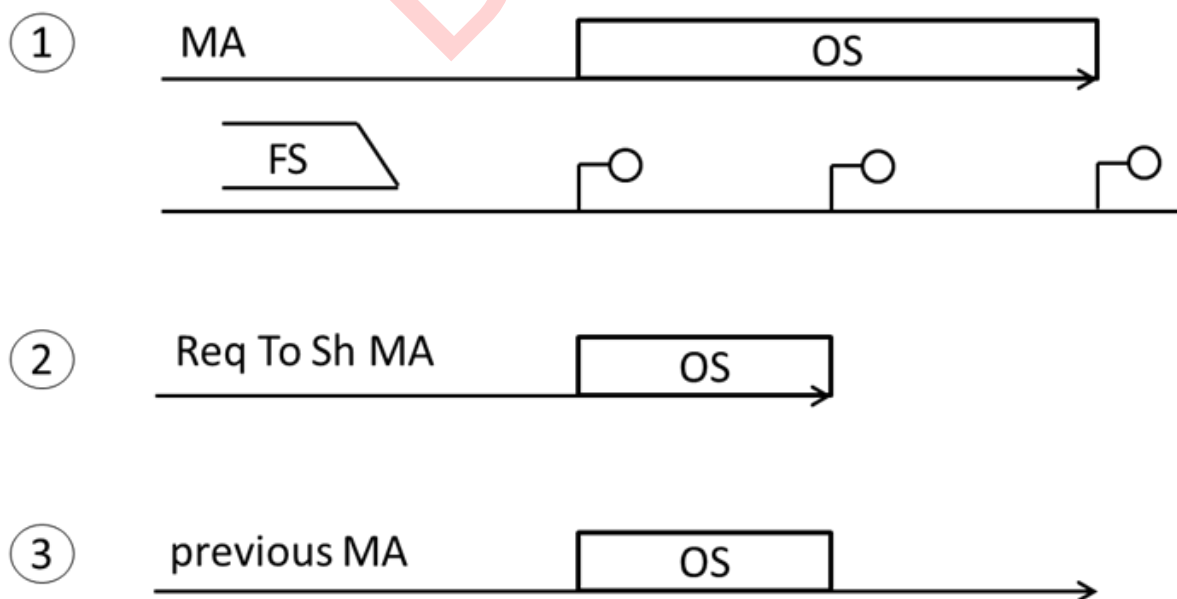
Example 1:

1) ERTMS/ETCS On-Board in L2/FS (or L2/OS) is supervising an MA including an OS mode profile for a further location.

2) ERTMS/ETCS On-Board receives a request to shorten MA, which includes a proposed shortened MA with an EOA closer to the train than the current EOA/LOA, with OS mode profile

3) ERTMS/ETCS On-Board rejects the proposed shortened MA as per SUBSET 026 (v2.3.0 and v3.4.0 and v3.6.0) §3.8.6.1 b, but accepts the OS mode profile.

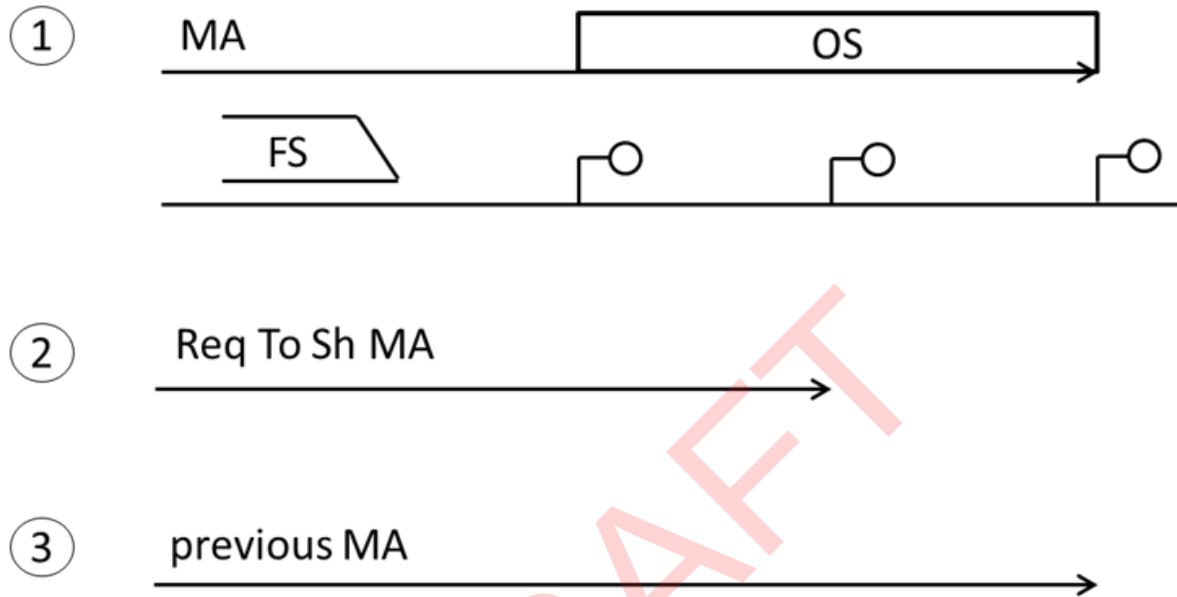
ERTMS/ETCS On-Board replaces the currently supervised mode profile with the mode profile received together with the request to shorten MA, the result would be as depicted in figure below. The resulting MA supervised by the ERTMS/ETCS On-Board does not contain anymore an OS mode profile in advance of the EOA of the rejected proposed shortened MA.



Example 2:

- 1) ERTMS/ETCS On-Board in L2/FS (or L2/OS) is supervising an MA including an OS mode profile for a further location.
- 2) ERTMS/ETCS On-Board receives a request to shorten MA, which includes a proposed shortened MA with an EOA closer to the train than the current EOA/LOA, but no OS mode profile.
- 3) ERTMS/ETCS On-Board rejects the proposed shortened MA as per the SUBSET 026 (v2.3.0 and v3.4.0 and v3.6.0) §3.8.6.1 b, but removes the OS mode profile from the original MA, because no OS mode profile at all was given with the request to shorten MA.

The resulting MA ERTMS/ETCS On-Board does not contain any OS mode profile.



2) (only applicable for baseline 2) It is not clear if §3.12.4.3 applies to the case of Request to shorten MA. The problematic situation arises when the RBC sends to a train with a SH mode profile already stored on-board a Request to shorten MA including the proposed shortened MA with an EOA in rear of the current EOA/LOA but without mode profile. If §3.12.4.3 is not applied while the trackside expects so, the ERTMS/ETCS On-Board may keep a mode profile which has become obsolete. In case the mode profile is SH, it is considered that it can be safety relevant because the status of the trackside may not be ready for shunting movements and shunting protections.

Note: In Baseline 3, according to 3.8.6.2 the annex A3.4 always applies if the request is granted and both the stored MP and list of balises are deleted.

ID	SPRM-203
old ID	SUBSET_113_V1.5.0 - ETCS-H0082
Linked Work Items	is copied from : ⚙️ ⚡ SPPRAMSS-10707 - ETCS-H0082 - Wrong mode profile (OS/LS/SH) and/or list of balises in SH supervised after reception of a Request to Shorten MA. : 481719 has parent : 📄 SPRM-144 - ETCS SUBSET-113 Hazards
Rationale	Proposed mitigation: Trackside should not send Request to Shorten MA including a mode profile (OS/LS/SH) and when the Trackside has sent an MA with a mode profile, an RBC should not send a Request to Shorten MA till a new MA is sent without mode profile.
Type	⚡ Operational Hazard

ETCS-H0083 - Accuracy of distances measured on-board not considered when determining Release Speed from MRSP

If an ERTMS/ETCS on-board does not consider the accuracy of distances when determining the release

speed then, depending on the odometry error and on the SBI used for the calculation of the start location and on the speed restriction, it may lead to an ERTMS/ETCS on-board not supervising the end of the speed restriction as expected by trackside (i.e. a train could accelerate earlier than expected).

SUBSET-026 v3.4.0 and v3.6.0 §3.13.9.4.9 requires to lower Release Speed value if there is a more restrictive MRSP in RSM area. However, the MRSP is sought from presumed RSM start location without considering the accuracy of distances measured on-board.

The following hazardous scenarios has been identified:

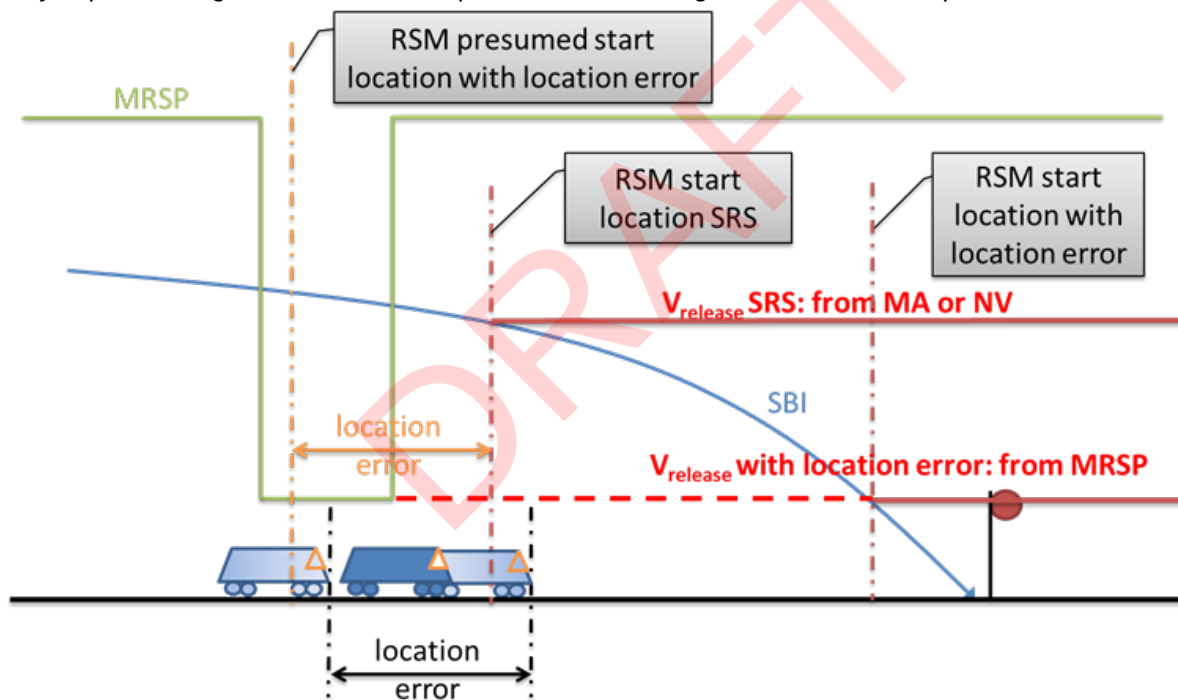
- Case where the SBI limit is derived from Supervised Location EBD (SBI2):

It is possible that the "maximum/estimated safe front end" position is in advance of a speed restriction lower than the Release Speed value, whereas the corresponding "min safe front end" is still within this speed restriction. In this case, the supervised speed increases to the Release Speed before the speed restriction area is left

- Case where the SBI limit is derived from End of Authority SBD (SBI1):

Same problem as for the case above, "max safe front end" has just to be substituted by "estimated front end".

The figure below illustrates the situation in which the train front end is still within a speed restriction but is only supervised against the Release Speed which has a higher value than the speed restriction.



ID	SPRM-204
old ID	SUBSET_113_V1.5.0 - ETCS-H0083
Linked Work Items	is copied from : ⚙️ ⚡ SPPRAMSS-10708 - ETCS-H0083 - Accuracy of distances measured on-board not considered when determining Release Speed from MRSP : 485369 has parent : 📁 SPRM-144 - ETCS SUBSET-113 Hazards
Rationale	Proposed mitigation: If there exists some speed limitation lower than the release speed in the vicinity of the release speed monitoring area a specific safety analysis must be done.

Type	⚡ Operational Hazard
------	----------------------

ETCS-H0084 - Brake command revocation following to function becoming no longer active due to mode change

In case, due to a change of mode, a function becomes no longer active according to table 4.5.2 (SUBSET-026 v2.3.0, v3.4.0 and v3.6.0), it is not clear what happens to an on-going brake command that had been initiated when the function was active. Due to this unclearness, it may be that when the function becomes inactive the brake command is revoked. This may be hazardous under the scenarios described in the following:

ID	SPRM-205
old ID	SUBSET_113_V1.5.0 - ETCS-H0084
Linked Work Items	is copied from : ⌚ ⚡ SPPRAMSS-10709 - ETCS-H0084 - Brake command revocation following to function becoming no longer active due to mode change : 466978 has parent : 📁 SPRM-144 - ETCS SUBSET-113 Hazards
Rationale	Proposed mitigation: Mitigation to scenario 1 (a, c): Lower the probability that the critical information is missed, for example by making safety-relevant information redundant.
Type	⚡ Operational Hazard

ETCS-H0085 - Ambiguities about Release Speed application in case of CES acceptance

In case the ERTMS/ETCS On-Board supplier considers that A.3.4.1.2 a) applies for any accepted emergency stop message, independently on whether the EOA/SvL is updated or not, the ERTMS/ETCS On-Board behaviour may fall in a grey area: A.3.4 tells the ERTMS/ETCS On-Board to delete a series of information in advance of the CES location, including the MA, while §3.10.2.2 in SUBSET-026 v3.4.0 and v3.6.0 and §3.10.2.1.2 in SUBSET-026 v2.3.0 tell the ERTMS/ETCS On-Board not to touch the SvL.

ID	SPRM-206
old ID	SUBSET_113_V1.5.0 - ETCS-H0085
Linked Work Items	is copied from : ⌚ ⚡ SPPRAMSS-10710 - ETCS-H0085 - Ambiguities about Release Speed application in case of CES acceptance : 466978 has parent : 📁 SPRM-144 - ETCS SUBSET-113 Hazards
Rationale	Proposed mitigation: If the risk induced by the ERTMS/ETCS On-Board attaching the trackside release speed given in an MA (i.e. not calculated on-board) to a CES stop location is not acceptable, the trackside should either not use a CES to shorten that MA or not use that trackside release speed value with that MA.
Type	⚡ Operational Hazard

ETCS-H0086 - Minimum Safe Rear End position ambiguities

In case an ERTMS/ETCS On-Board does not implement CR940, in the following scenario the occupied portion of track could be misinterpreted by trackside:

ID	SPRM-207
old ID	SUBSET_113_V1.5.0 - ETCS-H0086
Linked Work Items	is copied from : ⌚ ⚡ SPPRAMSS-10711 - ETCS-H0086 - Minimum Safe Rear End position ambiguities : 475522 has parent : 📁 SPRM-144 - ETCS SUBSET-113 Hazards

Rationale	Proposed mitigation: Any L3 related safety analysis has to be made entirely on a project specific basis, because L3 is not addressed by Subset-091.
Type	⚡ Operational Hazard

ETCS-H0087 - Safety issue due to not displayed trackside text message

Five cases have been identified where a trackside could expect that a text message will be displayed on-board while the on-board does not display this text message. These cases are as follows:

ID	SPRM-208
old ID	SUBSET_113_V1.5.0 - ETCS-H0087
Linked Work Items	is copied from : ⌚ ⚡ SPPRAMSS-10712 - ETCS-H0087 - Safety issue due to not displayed trackside text message : 475522 has parent : 📁 SPRM-144 - ETCS SUBSET-113 Hazards
Rationale	Proposed mitigation: Case 1: At least one of the start events should include a value which is not the special value AND at least one of the end events (excluding the acknowledgment) should include a value which is not the special value.
Type	⚡ Operational Hazard

ETCS-H0088 - Ambiguities in drivers acknowledgement requirements

According to §5.9.2.3 of SUBSET-026, for v2.3.0, v3.4.0 and v3.6.0, the supervision of the driver when a mode transition to OS is executed has to be acknowledged in order to assure the driver is aware of this change of responsibility.

ID	SPRM-209
old ID	SUBSET_113_V1.5.0 - ETCS-H0088
Linked Work Items	is copied from : ⌚ ⚡ SPPRAMSS-10713 - ETCS-H0088 - Ambiguities in drivers acknowledgement requirements : 485369 has parent : 📁 SPRM-144 - ETCS SUBSET-113 Hazards
Rationale	Proposed mitigation: For trackside text messages requesting an acknowledgement and for all level transitions for which an acknowledgement is required (i.e. for the level transitions marked as "YES" in the clause 5.10.4.4 of SUBSET-026 v2.3.0, v3.4.0 and v3.6.0), the ack request should be engineered in such a way that it is displayed at least 6 seconds before reaching:
Type	⚡ Operational Hazard

ETCS-H0089 - Expiration of T_NVCONTACT

An RBC uses CES for passage control. The MA covers at least two interlocking areas. The RBC loses the connection with the second interlocking. RBC reacts as follows:

ID	SPRM-210
old ID	SUBSET_113_V1.5.0 - ETCS-H0089
Linked Work Items	is copied from : ⌚ ⚡ SPPRAMSS-10714 - ETCS-H0089 - Expiration of T_NVCONTACT : 485369 has parent : 📁 SPRM-144 - ETCS SUBSET-113 Hazards
Rationale	Proposed mitigation: RBC should not send HP CES in situations where the RBC wants T_NVCONTACT to expire in the ERTMS/ETCS On-Board.

Type	⚡ Operational Hazard
------	----------------------

ETCS-H0090 - Possible supervision gap during ERMS/ETCS On-Board balise message processing

In Subset-026 v3.4.0 clause A.3.5.2, introduced through CR977, the exact meaning of 'the message has been fully processed' is not clear.

Also, the same clause states that "the action(s) resulting from its content...shall take precedence on any other action related to a further location..."

The clause does not limit the scope of what is meant by the term "any other action", which therefore seems to imply that it really means all location-based actions that may be handled by the ERTMS/ETCS On-Board equipment. If this is really the intention, then it means that every location-based action may be delayed while a BG message is being processed. Failure to take these delays into account may have a detrimental impact on safety and/or performance. It is not clear from the specifications whether it is the responsibility of the ERTMS/ETCS On-Board or the ETCS trackside, to take into account the delays.

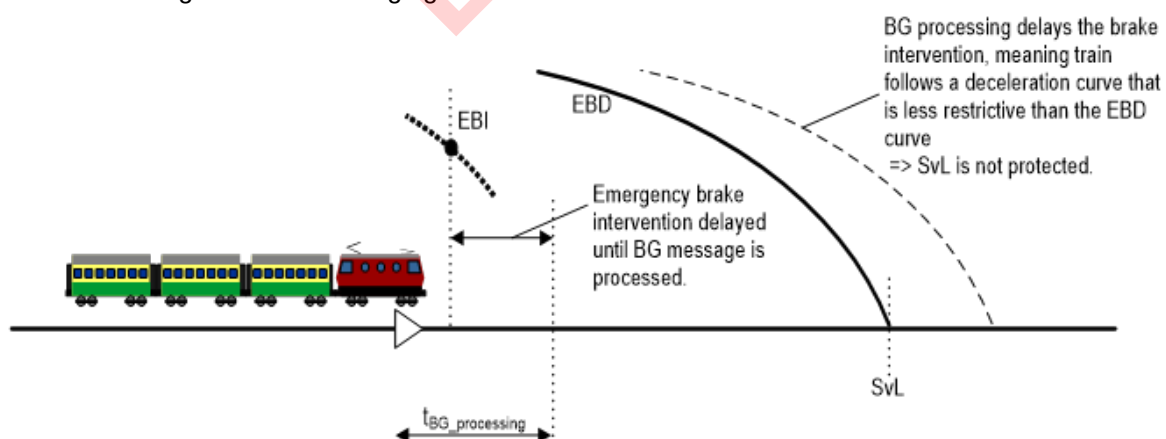
Clause A.3.5.2:

"Once the ERTMS/ETCS On-Board equipment has received a balise group message (i.e. once it has received the last balise telegram of the balise group), the action(s) resulting from its content shall take into account the train position measured at the time of reception of this last telegram and shall take precedence on any other action related to a further location that is reached before the message has been fully processed."

A general exhaustive analysis of all possible issues arising from the CR 977 delay has not been done. The following scenarios have been identified where delays to performing of actions could have an impact on safety (if neither the ERTMS/ETCS On-Board nor ETCS trackside takes these delays into account):

1. Emergency brake intervention

The EBI supervision limit is a location based entity. Therefore the EBI supervision limit may be passed while the ERTMS/ETCS On-Board equipment is processing a balise group message. As ETCS does not (yet) know the content of the message, and according to A.3.5.2 the evaluation and resulting actions of the message must take precedence over the EBI intervention, the emergency brake reaction must presumably be delayed until the BG message has been fully processed. If this delay is not taken into account in the EBI calculation, then this means that the ERTMS/ETCS On-Board cannot safely protect EBD based targets. See following figure



So the clause A.3.5.2 brought in by the CR977 leads the ERTMS/ETCS On-Board to unduly delay the emergency brake application in case of BG received in the vicinity of the EBI location.

2. Overlap timer





The overlap timer is started when the train passes the overlap timer start location with the max safe front

end. The start of the timer could therefore be delayed if a BG message is being processed when the start location is passed. This is safety relevant, as the ERTMS/ETCS On-Board equipment may start the timer later than the trackside expects (the overlap is maintained on-board longer than it should be).

3. End section timer





The end section timer is started when the train passes the end section timer start location with the max safe front end. The start of the timer could therefore be delayed if a BG message is being processed when the start location is passed. This is safety relevant, as the ERTMS/ETCS On-Board equipment may start the timer later than the trackside expects (the end section is maintained on-board longer than it should be). The consequence could be hazardous situation, due to an untimely behaviour of the interlocking.

Note: Referenced CR is CR1300.

ID	SPRM-211
old ID	SUBSET_113_V1.5.0 - ETCS-H0090
Linked Work Items	is copied from :   SPPRAMSS-10715 - ETCS-H0090 - Possible supervision gap during ERMS/ETCS On-Board balise message processing : 485369 has parent :  SPRM-144 - ETCS SUBSET-113 Hazards
Rationale	Proposed mitigation: Scenario1: No realistic trackside mitigation measure found.
Type	 Operational Hazard




ETCS-H0091 - Not supervised TSR depending on packet processing order

The following situation has been detected to be hazardous: A BG containing Packet 66 TSR Revocation and Packet 65 TSR, both using the same NID_TSR.

ID	SPRM-212
old ID	SUBSET_113_V1.5.0 - ETCS-H0091
Linked Work Items	is copied from :   SPPRAMSS-10716 - ETCS-H0091 - Not supervised TSR depending on packet processing order : 485369 has parent :  SPRM-144 - ETCS SUBSET-113 Hazards
Rationale	Proposed mitigation: In any of the cases above, using the same NID_TSR in a message must be avoided.
Type	 Operational Hazard

ETCS-H0092 - Undefined sequence of actions in case of MA shortening accompanied with location based information beyond the new SvL

In case of "MA shortening" accompanied with location based information located further than the SvL of the shortened MA, it is not clearly specified whether:

ID	SPRM-213
old ID	SUBSET_113_V1.5.0 - ETCS-H0092
Linked Work Items	is copied from :   SPPRAMSS-10717 - ETCS-H0092 - Undefined sequence of actions in case of MA shortening accompanied with location based information beyond the new SvL : 478519 has parent :  SPRM-144 - ETCS SUBSET-113 Hazards
Rationale	Proposed mitigation: In level 1, any MA should not be sent together with other location based information* further than the SvL of this MA.

Type	⚡ Operational Hazard
------	----------------------

ETCS-H0093 - Unsafe situations resulting from the sequence of processing between a “System version order” and the other information contained in the same balise group message.

It is not clear in SUBSET-026 if the change of operating system version resulting from a “System version order” (Packet 2) has to be considered before or after the translation/execution of the other packets contained in the same balise group message. This could lead to a safety issue since the ERTMS/ETCS On-Board behaviour may be different depending on whether the operated system version is X=1 or X=2.

ID	SPRM-214
old ID	SUBSET_113_V1.5.0 - ETCS-H0093
Linked Work Items	is copied from : ⚡ SPPRAMSS-10718 - ETCS-H0093 - Unsafe situations resulting from the sequence of processing between a “System version order” and the other information contained in the same balise group message. : 485369 has parent : 📄 SPRM-144 - ETCS SUBSET-113 Hazards
Rationale	Proposed mitigation: Case 1: A balise group that provides “Stop if in Staff Responsible” information (Packet 137) and which identity is included in a “List of Balises in SR Authority” information (Packet 63) should not contain a “System version order” (Packet 2).
Type	⚡ Operational Hazard

ETCS-H0094 - Unsafe situations resulting from an undue change of operated system version due to reception of a loop message by cross-talk

The translation of the “National values” (Packet 3) received from an X=1 trackside depends on the operated system version (see section 6.6.3.2 of SUBSET-026 v3.4.0/3.6.0).

The difference in translation concerns the variable Q_NVLOCACC and V_NVLIMSUPERV (see T [1a] and T [1b]).

Hazards can occur for the following scenarios:

Scenario 1:

A B3 train runs in SR mode with an operated system version X=2 on a line supervised by an X=2 RBC. The train has received from this RBC a “list of balises in SR”.

The communication session between the ERTMS/ETCS On-Board and the RBC is then terminated and the train passes a balise group included in the “list of balises in SR” and providing a “System version order” (Packet 2) which forces the train to change to operated system version X=1.

The ERTMS/ETCS On-Board subsequently receives by cross-talk the message of a loop with M_VERSION=2. The ERTMS/ETCS On-Board changes the operated system version to X=2.

The ERTMS/ETCS On-Board then receives a balise group which is included in the “list of balises in SR” and which message contains “stop if in SR” information. The ERTMS/ETCS On-Board does not trip the train because it is operating in system version X=2 (see transition condition [54] in section 4.6.2 and clause 4.4.11.1.3 d) in SUBSET-026 v3.4.0/3.6.0) while the trackside was expecting a trip to take place as per X=1 ERTMS/ETCS On-Board behaviour (see clauses 6.6.2.2.1 and 6.6.2.2.2 in SUBSET-026 v3.4.0/3.6.0).

Scenario 2:

A B3 train runs with an operated system version X=2 on an X=2 line with Q_NVLOCACC and V_NVLIMSUPERV different from their respective default values.

The train passes a BG providing a “System version order” (Packet 2) with M_VERSION = 1.Y, or goes through a stretch of Level 2 line equipped with an RBC X=1, which forces the On-board equipment to change to operated system version X=1. The values of Q_NVLOCACC and V_NVLIMSUPERV are not changed.

The ERTMS/ETCS On-Board receives by cross-talk the message of a loop with M_VERSION=2. The ERTMS/ETCS On-Board changes the operated system version to X=2.

Afterwards the ERTMS/ETCS On-Board receives the message from an X=1 BG containing “National values” (Packet 3). Trackside expects that the ERTMS/ETCS On-Board will “reset” the Q_NVLOCACC and V_NVLIMSUPERV variables to their respective default values (12 m and 100 km/h, see A.3.2 in SUBSET-026 v3.4.0/3.6.0). Since the ERTMS/ETCS On-Board is operating in system version X=2, this

does not happen because translation [1b] is applied and this translation does not affect the stored values of Q_NVLOCACC and V_NVLIMSUPERV.

Regarding the Q_NVLOCACC variable:

- In case Q_NVLOCACC is larger than the default value (12 m), the ERTMS/ETCS On-Board uses a location accuracy for the balise groups which is an overestimation of the actual inaccuracy of the balise groups on the track. Such an overestimation induces an overestimation of the train position confidence interval which can lead to a late entry in Trip mode related to passing an EOA/LOA. It has however to be noted that:
 - o the issue only exists when no linking information is available for the balise group the train position is referred to or when the linking information is available for this balise group but not used, e.g. due to the train being in SR mode.
 - o the problematic part of the overestimation is limited to 51 m (maximum possible value of 63 m minus default value of 12 m) since by definition, a trackside already accepts the risk (or take appropriate measures) related to the use of the default value instead of the actual accuracy, e.g. when the train is in SR mode.
- In case Q_NVLOCACC is smaller than the default value (12 m), the ERTMS/ETCS On-Board uses a location accuracy for the balise groups which is an underestimation of the actual inaccuracy of the balise groups on the track. This can lead to an underestimated train position confidence interval which may induce an incorrect supervision of speed restrictions e.g. when transmitted by BG marked as unlinked for which the installation rules allow a location inaccuracy of 12m. It can also lead to the rejection of balise groups due to the reception of the reference balise of these groups outside the expectation window. It has however to be noted that:
 - o the issue only exists when no linking information is available for the balise group the train position is referred to or when the linking information is available for this balise group but not used, e.g. due to the train being in SR mode.
 - o the problematic part of the underestimation is limited to 12 m since by definition, a trackside already accepts the risk (or take appropriate measures) related to the use of the default value instead of the actual accuracy, e.g. when the train is in SR mode.
 - o The loss of safety relevant information due to rejection of balise groups can be mitigated by defining a reaction "Apply service brake" or "Train trip" for the balise groups which contain safety related information.

By applying T [1b] instead of T [1a], the ERTMS/ETCS On-Board may use on the next X=2 area a value of V_LIMSUPERV which is higher than the one expected to be supervised on this area. It has however to be noted that an unsafe situation occurs only in case no X=2 National Values (i.e. no packet 3 with an X=2 structure) are transmitted at the entry of this X=2 area and the LS mode profiles provided in this X=2 area request to use the national value of the LS mode speed limit (V_MAMODE=127).

Scenario 3:

A B3 train runs with an operated system version X=2 on an X=2 line with Q_NVLOCACC and V_NVLIMSUPERV different from their respective default values.

The train receives via cross-talk an X=1 loop message with a NID_C different from NID_C used in the area where the train is currently running.

Due to the mismatch between the NID_C of this message and the NID_C of the currently applicable national values, the ERTMS/ETCS On-Board considers the system version number X transmitted by this loop as the operated one (see 3.17.2.6 in SUBSET-026 v3.4.0/3.6.0).

Afterwards, without having encountered X=2 balises/loops since the X=1 loop message has been received, the ERTMS/ETCS On-Board receives the message from an X=1 BG containing "National values" (Packet 3). Trackside expects that the ERTMS/ETCS On-Board will keep the value of the Q_NVLOCACC and V_NVLIMSUPERV variables untouched. Since the ERTMS/ETCS On-Board is operating in system version X=1, this does not happen because translation [1a] is applied and this translation "resets" the Q_NVLOCACC and V_NVLIMSUPERV variables to their respective default values (12 m and 100 km/h, see A.3.2 in SUBSET-026 v3.4.0/3.6.0).

Regarding the Q_NVLOCACC variable:

- In case Q_NVLOCACC default value (12 m) is larger than the Q_NVLOCACC value relevant for the considered area, the ERTMS/ETCS On-Board uses a location accuracy for the balise groups which is an overestimation of the actual inaccuracy of the balise groups on the track. Such an overestimation induces an overestimation of the train position confidence interval which can lead to a late entry in Trip mode related to passing an EOA/LOA. It has however to be noted that:
 - o the issue only exists when no linking information is available for the balise group the train position is referred to or when the linking information is available for this balise group but not used, e.g. due to the

train being in SR mode.




o the problematic part of the overestimation is limited to 12 m since by definition, a trackside already accepts the risk (or take appropriate measures) related to the use of the default value instead of the actual accuracy, e.g. when the train is in SR mode.

- In case Q_NVLOCACC default value (12 m) is smaller than the Q_NVLOCACC value relevant for the considered area, the ERTMS/ETCS On-Board uses a location accuracy for the balise groups which is an underestimation of the actual inaccuracy of the balise groups on the track. This can lead to an underestimated train position confidence interval which may induce an incorrect supervision of speed restrictions e.g. when transmitted by BG marked as linked for which the installation rules allow a location inaccuracy of 63m. It can also lead to the rejection of balise groups due to the reception of the reference balise of these groups outside the expectation window. It has however to be noted that:

o the issue only exists when no linking information is available for the balise group the train position is referred to or when the linking information is available for this balise group but not used, e.g. due to the train being in SR mode.

o the problematic part of the underestimation is limited to 51 m (maximum possible value of 63 m minus default value of 12 m) since by definition, a trackside already accepts the risk (or take appropriate measures) related to the use of the default value instead of the actual accuracy, e.g. when the train is in SR mode.

o The loss of safety relevant information due to rejection of balise groups can be mitigated by defining a reaction "Apply service brake" or "Train trip" for the balise groups which contain safety related information. By applying T [1a] instead of T [1b], the ERTMS/ETCS On-Board may use on the next X=2 area a value of V_LIMSUPERV which is higher than the one expected to be supervised on this area. It has however to be noted that an unsafe situation occurs only in case no X=2 National Values (i.e. no packet 3 with an X=2 structure) are transmitted at the entry of this X=2 area and the LS mode profiles provided in this X=2 area request to use the national value of the LS mode speed limit (V_MAMODE=127).

ID	SPRM-215
old ID	SUBSET_113_V1.5.0 - ETCS-H0094
Linked Work Items	is copied from :   SPPRAMSS-10719 - ETCS-H0094 - Unsafe situations resulting from an undue change of operated system version due to reception of a loop message by cross-talk : 459260 has parent :  SPRM-144 - ETCS SUBSET-113 Hazards

Rationale	<p>Proposed mitigation:</p> <p>For scenario 1: On X=1 operated lines where trains operating in SR can receive messages from X=2 loops by cross-talk, trackside should not use a combination of “list of SR balises” and “Stop if in SR” information, i.e. the trackside should not provide “Stop if in SR” information in a balise group included in a “list of balises in SR”.</p> <p>For scenario 2: On X=1 operated lines where trains can receive messages from X=2 loops by cross-talk, the country/region identity number (NID_C) of a balise group that provides “National values” information (Packet 3) should not be contained in the list of country/region identity numbers (NID_C) for which the national values of any adjacent X=2 line are applicable. Notes:</p> <ol style="list-style-type: none"> 1. the principle of this mitigation is that the ERTMS/ETCS On-Board will switch to the default values of Q_NVLOCACC and V_NVLIMSUPERV when it will detect the mismatch between the country/region identity number read from the balise group and the country/region identity numbers for which the stored values of Q_NVLOCACC and V_NVLIMSUPERV are applicable. 2. Care should be taken that in case the issues related to Q_NVLOCACC described above would not be relevant for operation on the X=1 line adjoining the X=2 line, they could be relevant for operation on another X=1 line that the train will enter later on. <p>For scenario 3: In an X=2 area where X=1 loop messages with a NID_C different from NID_C used in this area can be received via cross talk, trackside should never provide NV in X=1 balise groups. Note: This mitigation does not bring the train back to operate system version X=2. This can be achieved by using only X=2 balise groups.</p>
Type	⚡ Operational Hazard

ETCS-H0097 - Ambiguity in determination of location accuracy of a balise group the train position is referred to

It is not clear in SUBSET-026 (3.6.4.3.1 v2.3.0, and 3.6.4.2.3 v3.4.0 and v3.6.0) how the ERTMS/ETCS On-board should behave when there is a change in the location accuracy value of a balise group the train position is referred to.

The following events may lead to a possible hazardous situation:

- A change of national values is ordered by trackside
- The linking information is deleted e.g. due to a mode change which requires deletion of linking information
- The linking information is no more used while the accuracy of LRBG was determined based on the linking information
- The first balise group announced by the linking information included in a message 15 or 33 (MA with shifted location reference) is the LRBG whose location accuracy was previously determined based on the corresponding National/Default value.

For example the following scenarios could happen:





- New set of national values. When processing a new set that applies before the LRBG changes, and the new location accuracy is smaller (higher accuracy), the ERTMS/ETCS On-board could apply to the LRBG a value of the location accuracy that does not relate to the area in which the LRBG was located.
- End of mission. When closing a desk of a train in FS, for which the location accuracy is known from previously received linking information, it is not clear whether the ERTMS/ETCS On-board should maintain this location accuracy or it should use the national/default value.
- Passing last balise group included in linking. A train in FS (or OS) has linking information on board. When passing the last BG included in the linking, the train determines the trackside location accuracy using the linking information. It is not clear whether the location accuracy of the LRBG which was determined based on this linking information will be maintained or not once the linking info is no more used.
- A train is running in SR mode with a location accuracy determined based on other means than linking information. The on-board then receives an MA by radio providing linking information including LRBG. It is not clear whether the on-board will update the location accuracy of the LRBG based on the received

linking information

- A SoM is performed after a change of train orientation and the current LRBG (in advance of the train front) was previously passed in SL mode while no linking information was available. The first MA received on-board is given through the message 33 (MA with shifted location reference) and the first BG announced by the linking information is the LRBG. It is not clear whether the location accuracy of the LRBG that was determined based on e.g. the corresponding National/Default Value will be maintained or will be superseded by the location accuracy from the linking information.




An inappropriate value of location accuracy of a balise group the train position is referred to supervised by the ERTMS/ETCS On-board may have one of these consequences:

- An underestimation of the train position confidence interval, leading to incorrect supervision of speed restrictions, rejection of BG with safety relevant information. It has however to be noted that the loss of safety relevant information due to rejection of balise groups can be mitigated by defining a reaction "Apply service brake" or "Train trip" for the balise groups which contain safety related information when linking information is available and supervised for these balise groups
- An overestimation of the train position confidence interval, leading to late entry in Trip mode passing an EOA/LOA.

ID	SPRM-216
old ID	SUBSET_113_V1.5.0 - ETCS-H0097
Linked Work Items	is copied from :   SPPRAMSS-10720 - ETCS-H0097 - Ambiguity in determination of location accuracy of a balise group the train position is referred to : 459260 has parent :  SPRM-144 - ETCS SUBSET-113 Hazards
Rationale	Proposed mitigation: Each specific application safety analysis should identify the appropriate measures trackside shall take when engineering the distance information in scenarios like those presented in this hazard log entry. Even if this mitigation is valid for B2, B3MR1 and B3R2, the detail about trackside responsibility related to engineering the distance information is explicitly mentioned only in Subset-026 §3.6.4.3.1 v3.4.0 and v3.6.0, for B3MR1 and B3R2. Alternative mitigation (except for a change of national values ordered by trackside): For every BG in linking information, the trackside should use a value of BG location accuracy, which is equal to 12 m (for B2) or to the National Value (for B3MR1 and B3R2) and BG should be installed accordingly on the track. Alternative mitigation for a change of national values ordered by trackside: the trackside should use D_VALIDNV = "now" or 0 in packets 3 sent from balise groups marked as linked.
Type	 Operational Hazard

ETCS-H0101 - Unexpected rejection of directional information received from unlinked BG(s) due to unclear management of train position status on passing BG(s) marked as unlinked

SUBSET 026 does not specify clearly when the train position leaves the status "Unknown" outside an SoM procedure and this may result in loss of potentially safety related information. Only SUBSET-026 (v3.4.0 and v3.6.0) §3.6.2.2.2.1 and §3.6.2.2.2.2 specify the transitions from train position status "Unknown"..

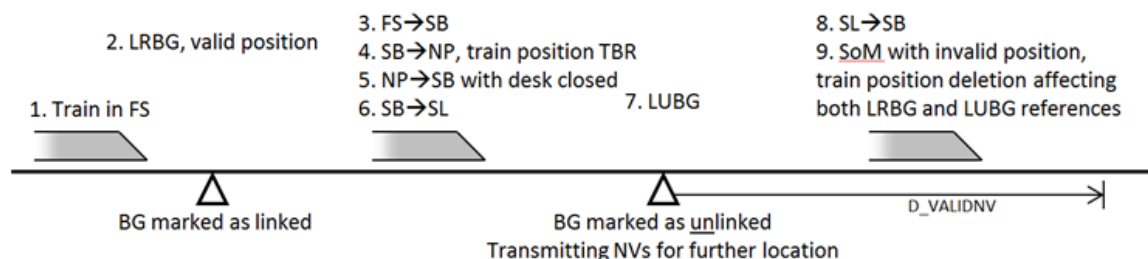
ID	SPRM-217
old ID	SUBSET_113_V1.5.0 - ETCS-H0101
Linked Work Items	is copied from :   SPPRAMSS-10721 - ETCS-H0101 - Unexpected rejection of directional information received from unlinked BG(s) due to unclear management of train position status on passing BG(s) marked as unlinked : 459260 has parent :  SPRM-144 - ETCS SUBSET-113 Hazards
Rationale	Proposed mitigation: No generic mitigation measure could be found. An application specific analysis is necessary.

Type	⚡ Operational Hazard
------	----------------------

ETCS-H0102 - Restrictive national values which have been received from balise group marked as **unlinked** and which are applicable for a further location can no more be supervised after SoM

There is the following hazardous scenario:

The train is running with an unknown train position or in SL with an invalid train position.



The train encounters a balise group marked as unlinked which provides national values for application at a further distance i.e. the D_VALIDNV variable in the packet 3 provided by this balise group is different from zero (it is e.g. equal to 1000 m).

Before reaching the location where the received national values will become applicable, the ERTMS/ETCS on-board enters the SB mode due to the desk closing or in SL due to the disappearance of the “go sleeping” signal with the train being at standstill.

The entry in SB mode does not delete nor invalidate the not yet applicable national values: they are kept unchanged as per §4.10 in Subset-026 v2.3.0, v3.4.0 and v3.6.0.

The desk is then opened and a new SoM procedure starts.

If the on-board does not consider that this SoM procedure is performed with a valid position (because the train position has not been validated when encountering the balise group marked as unlinked which provided the national values), a deletion of the train position may take place during the SoM procedure or at the end of it:

- following E10, E12, E30, E31, E32,
- following 5.4.5.3 a), 5.4.5.3. f) or 5.4.5.3. g),
- in step A24 or A39.

In case the on-board would apply the deletion of the stored position data due to one of the cases listed above also to the train position vs the balise group marked as unlinked which provided the national values (see above), the on-board will no more be able to detect that the train has reached the location where these national values become applicable.

The train could therefore run without using the appropriate national values.

This can have a safety impact.

ID	SPRM-218
old ID	SUBSET_113_V1.5.0 - ETCS-H0102
Linked Work Items	is copied from : ⚙️ ⚡ SPPRAMSS-10722 - ETCS-H0102 - Restrictive national values which have been received from balise group marked as unlinked and which are applicable for a further location can no more be supervised after SoM : 481747 has parent : 📄 SPRM-144 - ETCS SUBSET-113 Hazards

Rationale	Proposed mitigation: In case the trackside provides national values which are applicable for a further location, it should provide at this “further location” a BG repeating the national values and requesting their immediate application, i.e. with D_VALIDNV = 0 or “now”.
Type	⚡ Operational Hazard

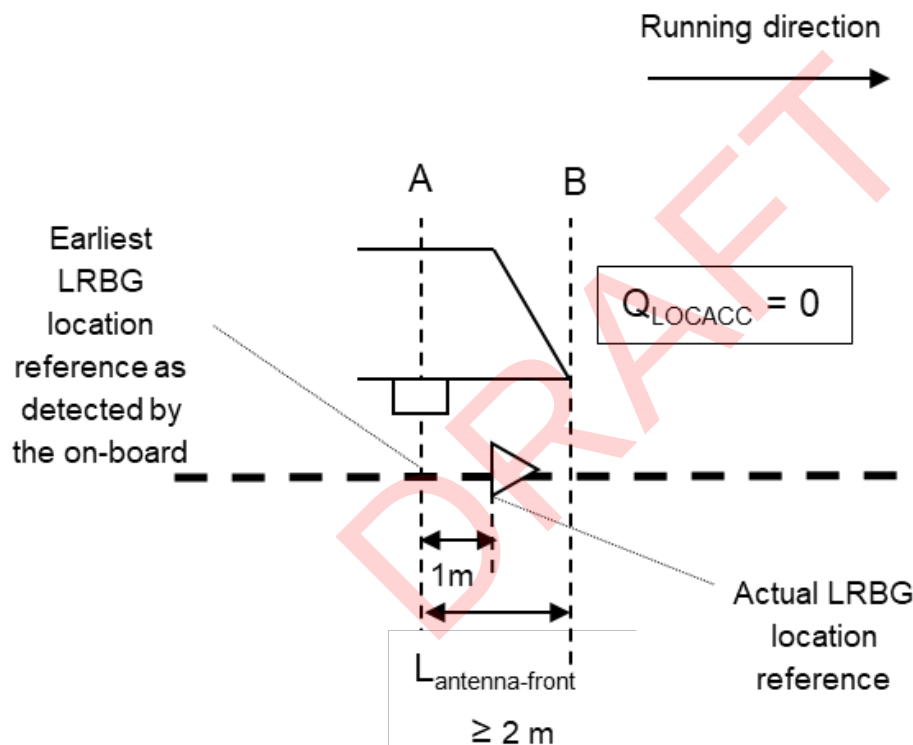
ETCS-H0103 - Delay on the entry in Trip mode in Release Speed monitoring

SUBSET-026 § 3.6.4.2 says that the confidence interval shall take into account:

- On-board over-reading amount and under-reading amount (odometer accuracy plus the error in detection of the balise group location reference)
- The location accuracy of the LRBG

The point a) might be misread into thinking that when the on-board has just finished processing a BG message, at that moment the train will be “for sure” located within certain “hard limits”.

Making reference to the figure below (and for simplicity disregarding the location accuracy of the BG, which is anyway a trackside parameter that the IM can control) trackside engineers (/infrastructure managers) might have done the following reasoning:



- 1) The LRBG location reference as detected by the on-board can be at most 1 m in rear of the actual location reference of the balise group (location A), as per SUBSET-036 §4.2.10.2
- 2) Since the distance between Eurobalise antenna and train front is $\geq 2\text{m}$ (SUBSET-040), the ETCS/ERTMS On-board equipment will consider that it is “physically certain” that the front end is at, or beyond, location B and so it will set the min safe front end not in rear of location B
- 3) If the EoA is in rear of location B, the train is surely tripped, independently of any odometry inaccuracy defined in Subset-041.

So by putting the EoA in rear of location B, the infrastructure manager is sure that by the time the ETCS/ERTMS on-board equipment has processed the balise group message it is sure that the train is tripped. However, the above logic chain does not rely on any explicit on-board requirement implying such hard limit for the determination of the min safe front end. On the contrary: a) Even in case the measured distance would be zero, the over-reading/under-reading amounts (and therefore the “setting of the min safe front end”) mentioned in SUBSET-026 § 3.6.4.2 a) are not limited to the error made in detecting the reference location of the BG. They always include a contribution due to the processing time and odometer accuracy which are used by the BTM to determine the LRBG reference location (see SUBSET-036 § 4.2.10.1) and

in order to take into account this contribution the 5 m limit is stipulated in the SUBSET-041.




b) In addition to a), in case of odometry malfunctioning the over-reading/under-reading amounts in case of zero measured distance can even go beyond the 5m limit that SUBSET-041 defines.

In other words, there is no provision in the current specifications that would force the on-board to “discount” such part of the over-reading amount to set the min safe front end at a value that would take into account the “physics” of the train just after a BG has been passed.

As a result, the trip that the trackside engineers “was sure to have” at that moment may not happen. The trip may be delayed respect what the trackside engineer thought.

Therefore, a hazardous situation could arise if:

- The protection of the Supervised Location is not ensured by ETCS in release speed monitoring (release speed fixed value set by trackside), AND
- The driver does not respect the EoA (red signal), AND
- There is no balise group with order to trip the train in connection with the EoA, AND
- The release speed value engineered by the trackside with regards to the risk of passing the Supervised Location (see SUBSET-026 clause 3.13.9.4.5) is not low enough due to the explanation given above.

ID	SPRM-219
old ID	SUBSET_113_V1.5.0 - ETCS-H0103
Linked Work Items	is copied from :   SPPRAMSS-10723 - ETCS-H0103 - Delay on the entry in Trip mode in Release Speed monitoring : 488581 has parent :  SPRM-144 - ETCS SUBSET-113 Hazards
Rationale	<p>Proposed mitigation:</p> <p>1.) When performing risk analysis for release speed calculated by trackside the scenario above should be considered.</p> <p>2.) The trackside could include in the provided linking the opposite direction of the BG As long as the ERTMS/ETCS On-board did not read the BG, the ERTMS/ETCS On-board expects the BG with the “wrong” direction. As soon as the On-board reads the BG, the ERTMS/ETCS On-board will trip according §3.16.2.3.2.</p> <p>In case of an MA prolongation, the trackside provides a new Linking with the correct direction of the BG. Then the train can pass the BG at EoA without tripping. The BG must consist of at least two balises that are not duplicated. This BG must not contain any safety relevant information e.g. National Values.</p> <p>3.) The trackside could include in the provided Linking a “virtual” BG located close in rear of the BG. The expectation window of the “virtual” BG systematically covers the BG (i.e. using an appropriate value of D_LINK and of Q_LOCACC for the virtual balise). The “virtual” BG has a linking reaction TRIP.</p> <p>As long as the ERTMS/ETCS On-board did not read the BG, the ERTMS/ETCS On-board still expects the “virtual” BG first and then the BG. As soon as the ERTMS/ETCS On-board reads the BG the ERTMS/ETCS On-board knows that the “virtual” BG was missed and applies the linking reaction of the “virtual” BG as per 3.16.2.3.1c).</p> <p>In case of an MA prolongation, the trackside provides a new Linking without this “virtual” BG. Then the train can pass the BG without tripping.</p> <p>4). Do not use release speed (use fixed release speed at “0”)</p> <p>Note for the mitigations 2) and 3): When the train passes the EOA and is tripped, the system status message “balise read error” will be displayed to the driver and the error will be reported to the RBC.</p>

Type	⚡ Operational Hazard
------	----------------------

ETCS-H0105 - Rejection of safety relevant information due to pending acknowledgement of validated train data

SUBSET-026 § 3.18.3.4.2 (v3.4.0, v3.6.0) states:

ID	SPRM-220
old ID	SUBSET_113_V1.5.0 - ETCS-H0105
Linked Work Items	is copied from : ⌚ ⚡ SPPRAMSS-10724 - ETCS-H0105 - Rejection of safety relevant information due to pending acknowledgement of validated train data : 475522 has parent : 📄 SPRM-144 - ETCS SUBSET-113 Hazards
Rationale	Proposed mitigation: No realistic trackside mitigation found. It must be evaluated in the projects whether the residual risk can be accepted.
Type	⚡ Operational Hazard

ETCS-H0106 - A train fitted with a B3 on-board is running faster than allowed due to a replacement of the “Cant Deficiency SSP” by the “Other specific category” not expected by B2 trackside

In B3 there was a major “fix / enhancement” with respect to B2, about the usage of train categories: a B3 on-board is capable of a more refined usage of the speed profiles vs the train categories it belongs to, but it has also to be able to run on B2 (or B3 X=1) Trackside and this is why Ch6 defines how on-board shall translate the X=1 “NC_DIFF” value it receives into the triad of X=2 values for “Q_DIFF/NC_CDDIFF/NC_DIFF”.

ID	SPRM-221
old ID	SUBSET_113_V1.5.0 - ETCS-H0106
Linked Work Items	is copied from : ⌚ ⚡ SPPRAMSS-10725 - ETCS-H0106 - A train fitted with a B3 on-board is running faster than allowed due to a replacement of the “Cant Deficiency SSP” by the “Other specific category” not expected by B2 trackside : 466978 has parent : 📄 SPRM-144 - ETCS SUBSET-113 Hazards
Rationale	Proposed mitigation: Trackside to design or re-design the SSPs considering the B3 on-board behaviour resulting from translation [3] of SUBSET-026 v3.4.0 and 3.6.0 §6.6.2 and the warning of SUBSET-026 v3.4.0 and 3.6.0 §6.5.1.2.9.
Type	⚡ Operational Hazard

ETCS-H0107 - A train is running faster than allowed due to not considering the basic SSP

The B2 on-board mechanism for selecting the SSP from the ones sent by Trackside is such that if train belongs to at least one international train category the on-board will select the most restrictive speed defined for each segment of the track by the specific SSP categories matching (“exact match”) the train categories it belongs to.

So, if trackside sends specific SSP(s) of which at least one is for an international train category that matches one to which the train belongs to, this train would ignore the basic SSP.

For trains fitted with a B3 on-board running on a trackside operated with the system version X=1, the translation of the packet 27 stipulates that in case any other other specific SSP included in the packet 27 matches one to which the train belongs to, it will also lead the on-board to ignore/replace the basic SSP. This means that if the basic SSP is engineered to be the most conservative speed profile, this train will not follow the most conservative speed profile.

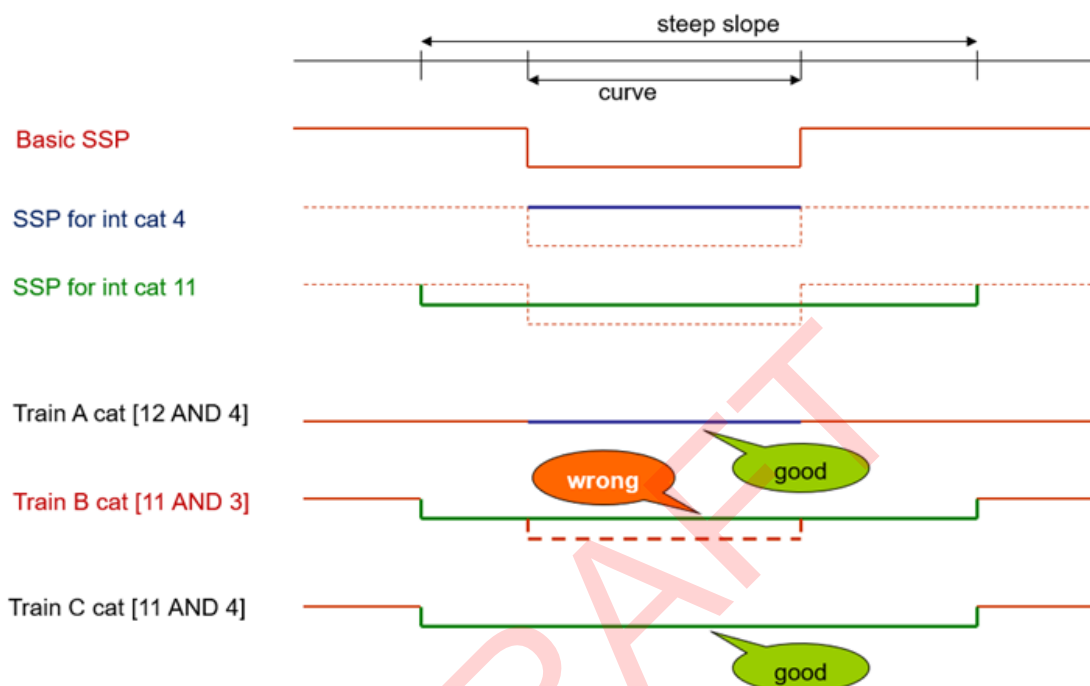
Let's consider a line section that includes a steep slope, and a curve inside that.

For the curve, trackside sends a “conservative” basic SSP calculated for train with “bad” performance in curves (80 mm admissible cant deficiency), and a faster SSP calculated for trains with “good” performance in curves (130 mm CD).

For the steep slope, trackside sends a speed restriction intended for freight trains braked in G position. Three types of train run on the line:

	Brake position	Admissible cant deficiency	Resulting international train categories in 230d
Train A	Passenger in P	130 mm	12 and 4
Train B	Freight in G	100 mm	11 and 3
Train C	Freight in G	130 mm	11 and 4

The result:



The OBU of train B ignores the basic SSP, because trackside has sent SSP matching one of the train categories train belongs to. By doing this, in the curve the train can run at a speed that is too high for its suspensions design. The basic SSP (computed for 80 mm CD) would have been on the safe side for this train, but the OBU ignores it, resulting in a hazard.

ID	SPRM-222
old ID	SUBSET_113_V1.5.0 - ETCS-H0107
Linked Work Items	is copied from : ⚙️ ⚡ SPPRAMSS-10726 - ETCS-H0107 - A train is running faster than allowed due to not considering the basic SSP : 485369 has parent : 📁 SPRM-144 - ETCS SUBSET-113 Hazards
Rationale	Proposed mitigation: Trackside engineering that intends to use specific SSPs shall be aware that a B2 OBU or a B3 OBU running on a B3 X=1 trackside will ignore the basic SSP in case it receives at least one specific SSP (for B2) or one other specific SSP (for B3 X=1 trackside) matching one of the international train categories the train belongs to, with possible hazardous consequences (overspeeding).
Type	⚡ Operational Hazard

ETCS-H0108 - A B2 train is running faster than allowed due to not taking into account the trackside “Cant deficiency” SSP applicable to a “Cant deficiency” category lower than its own category
In B2 the mechanism for selecting the SSP from the ones sent by Trackside is such that an on-board would consider specific SSPs only if related to international train category(ies) exactly matching the ones

that the train belongs to.

In the case of the 230d international train categories related to “maximum admissible cant deficiency”, this “exact matching” means that if a train has a certain maximum cant deficiency, it will ignore an SSP related to a value of CD lower than its own – even if from a physical point of view it would be able to use it safely. The above train if it does not receive an SSP for a cant deficiency exactly matching its own, it would use the basic SSP.

But it is nowhere specified that the basic SSP must be the most conservative one and so it is possible to have a safety issue by following a too permissive speed profile.

Example

Let's consider a line section that includes a curve, for which the trackside sends SSPs tailored for a limited number of different cant deficiency categories:

		NC_DIFF	V_DIFF
international train category 3	Cant Deficiency 100 mm	2	80 km/h
international train category 5	Cant Deficiency 150 mm	4	120 km/h
international train category 6	Cant Deficiency 165 mm	5	140 km/h

Trackside also sends the mandatory basic SSP. In this example, trackside computed it for a train of 140 mm CD:





		V_STATIC
Basic SSP	Calculated for 140 mm of CD *	110 km/h

[*the chosen value does not correspond to a train category, but the example is valid also choosing an existing train category that the trackside chooses not to use]

Let's assume a train having 130 mm of admissible cant deficiency arrives, and the maximum speed its suspensions allow in that curve is 100 km/h:

	Admissible cant deficiency	Max speed in that curve	International train category in 230d
Train	130 mm	100 km/h	international train category 4

This train does not receive an SSP exactly matching its CD, and so according to the B2 mechanism (see §3.11.3.2.2 of SUBSET-026 2.3.0 modified by SUBSET-108 v1.2.0) selects the basic SSP of 110 km/h – which is too fast for its suspensions. This is hazardous.

ID	SPRM-223
old ID	SUBSET_113_V1.5.0 - ETCS-H0108
Linked Work Items	is copied from :   SPPRAMSS-10727 - ETCS-H0108 - A B2 train is running faster than allowed due to not taking into account the trackside “Cant deficiency” SSP applicable to a “Cant deficiency” category lower than its own category : 481759 has parent :  SPRM-144 - ETCS SUBSET-113 Hazards
Rationale	Proposed mitigation: Trackside engineering that intends to use specific SSPs shall be aware that if the basic SSP is not conservative, this may have possible hazardous consequences (over speeding), because a B2 OBU will use the basic SSP in case there are no exact matching between at least one of the international train categories the train belongs to and the specific SSPs used by trackside.
Type	 Operational Hazard

ETCS-H0110 - Unclear specification of "balise detection degradation" function

SUBSET-026 §3.16.2.7.1.1 (for v2.3.0, v3.4.0, and v3.6.0) reads:

3.16.2.7 RAMS related supervision functions

3.16.2.7.1 Mitigation of balise reception degradation

3.16.2.7.1.1 If 2 consecutive linked balise groups announced by linking are not detected and the end of

the expectation window of the second balise group has been passed, the ERTMS/ETCS on-board shall command the service brake and the driver shall be informed. At standstill, the location based information stored on-board shall be shortened to the current position. Refer to appendix A.3.4 for the exhaustive list of information, which shall be shortened.

... uses the word “detect” in relation to “balise groups”.

This may lead to a trackside expecting a specific reaction, which could not be performed by the on-board as described below.

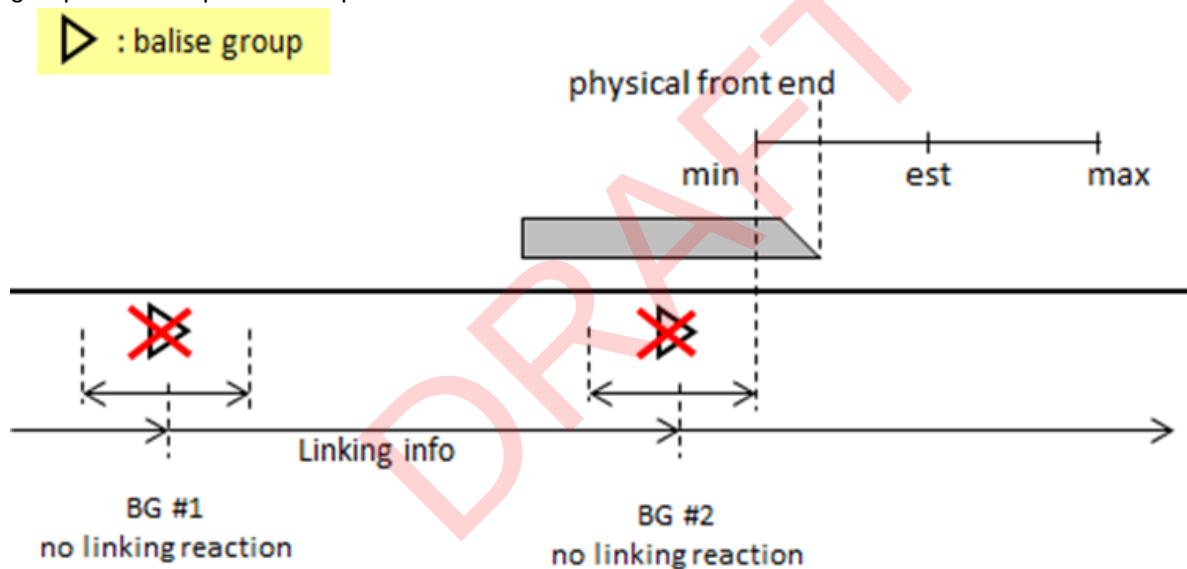
Possible trackside expectation:

Two consecutive balise groups BG #1 and BG #2 contain safety related information but no Linking Reaction is used for these two BGs.

Both BGs consist of two non-duplicated balises.

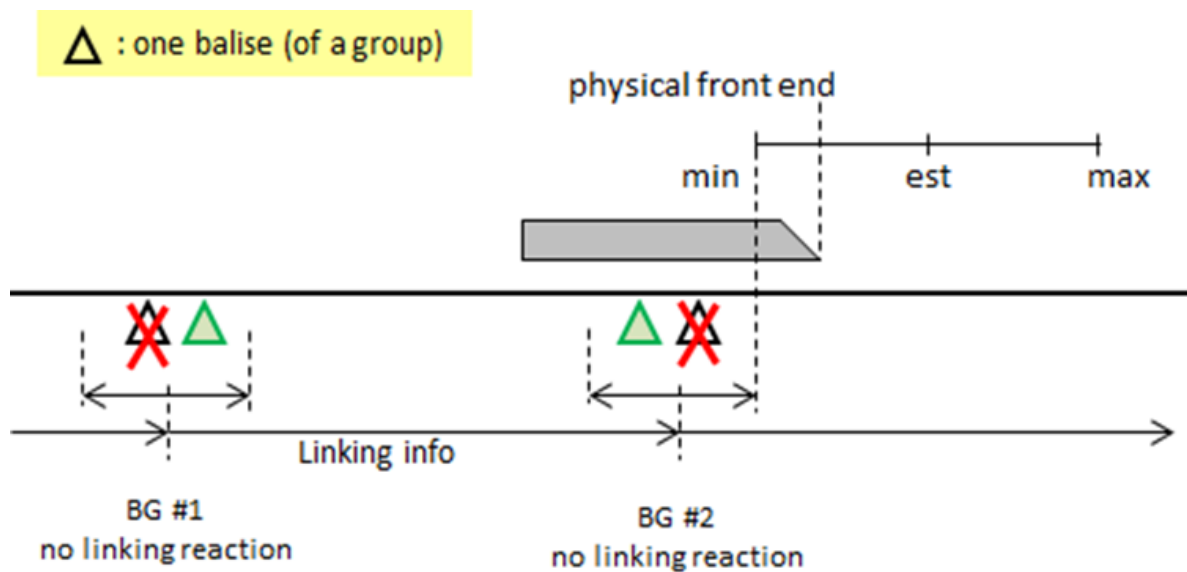
If the information cannot be transmitted via one of the balise groups, the other balise group serves as a fall-back.

For the case that the information cannot be transmitted via any of the two balise groups, the trackside may expect that the service brake is applied when “the end of the expectation window of the second balise group has been passed” as per SRS clause 3.16.2.7.1.1.



Possible on-board behaviour:

For the case that in both BGs one balise out of the group is malfunctioning while the other one works properly, the information will not be taken into account at all (neither via BG #1 nor via BG #2) due to the SRS clause 3.16.2.4.1.



Since the ERTMS/ETCS on-board detects one balise out of each balise group the on-board concludes that SRS clause 3.16.2.7.1.1 ("If 2 consecutive linked balise groups announced by linking are not detected ...") does not apply.

It shall be noted that the "missing" of the balise in the second group may become systematic in case of "interleaving", that is if:

- the "missed" balise of BG#2 is located between the two balises of the BG#1, or
- the "missed" balise of BG#2 is located between the balises of a further announced BG.

In the above cases the "missing" would occur but not because of a failure of the balise or of the reader function: the telegram is received, but the onboard would consider it "missed" because of the ambiguities described by CR1354.





Consequence:

The ERTMS/ETCS on-board will not apply the service brake although the safety related information was missed (rejected) from both BGs.

ID	SPRM-224
old ID	SUBSET_113_V1.5.0 - ETCS-H0110
Linked Work Items	is copied from : ⚙️ ⚡ SPPRAMSS-10728 - ETCS-H0110 - Unclear specification of "balise detection degradation" function : 481760 has parent : 📄 SPRM-144 - ETCS SUBSET-113 Hazards
Rationale	Proposed mitigation: The trackside should not rely on the function "Mitigation of balise reception degradation" when two consecutive BGs contain redundant safety related information but are announced by linking with neither a service brake reaction nor a trip reaction. Alternatively, the trackside should use appropriate linking reaction, e.g. in level 1 define a "Service brake" linking reaction for the second announced BG and update linking information when the first announced one is properly received, to ensure that the on-board will command the application of the service brake when the information from two successive announced BGs is missed.
Type	⚡ Operational Hazard





ETCS-H0111 - Potential safety issues due to non-compliance with the performance requirement for the accuracy of the distance measured on board

SUBSET-041 v.3.2.0 §5.3.1.1 defines a performance requirement for distances measured on-board (\pm (5m + 5%) of the travelled distance). In addition the following note is included in the requirement:

ID	SPRM-225
old ID	SUBSET_113_V1.5.0 - ETCS-H0111
Linked Work Items	is copied from :   SPPRAMSS-10729 - ETCS-H0111 - Potential safety issues due to non-compliance with the performance requirement for the accuracy of the distance measured on board : 485369 has parent :  SPRM-144 - ETCS SUBSET-113 Hazards
Rationale	Proposed mitigation: For the scenarios as summarized in the conclusion #1 and #2 the ERTMS Trackside specific application project / infrastructure manager should show that the remaining risk is acceptable.
Type	 Operational Hazard





ETCS-H0112 - Unexpected ERTMS/ETCS On-Board mode/level resulting from trackside order containing immediate level transition together with MA and mode profile

An ETCS on-board equipment may end up in an unexpected for trackside combination of level and mode when receiving other information together with an immediate level transition order, as explained in the following scenarios.

ID	SPRM-226
old ID	SUBSET_113_V1.5.0 - ETCS-H0112
Linked Work Items	is copied from :   SPPRAMSS-10730 - ETCS-H0112 - Unexpected ERTMS/ETCS On-Board mode/level resulting from trackside order containing immediate level transition together with MA and mode profile : 466978 has parent :  SPRM-144 - ETCS SUBSET-113 Hazards
Rationale	Proposed mitigation: The trackside should not combine in the same message an SH mode profile together with an immediate LTO (or a conditional LTO) causing:
Type	 Operational Hazard

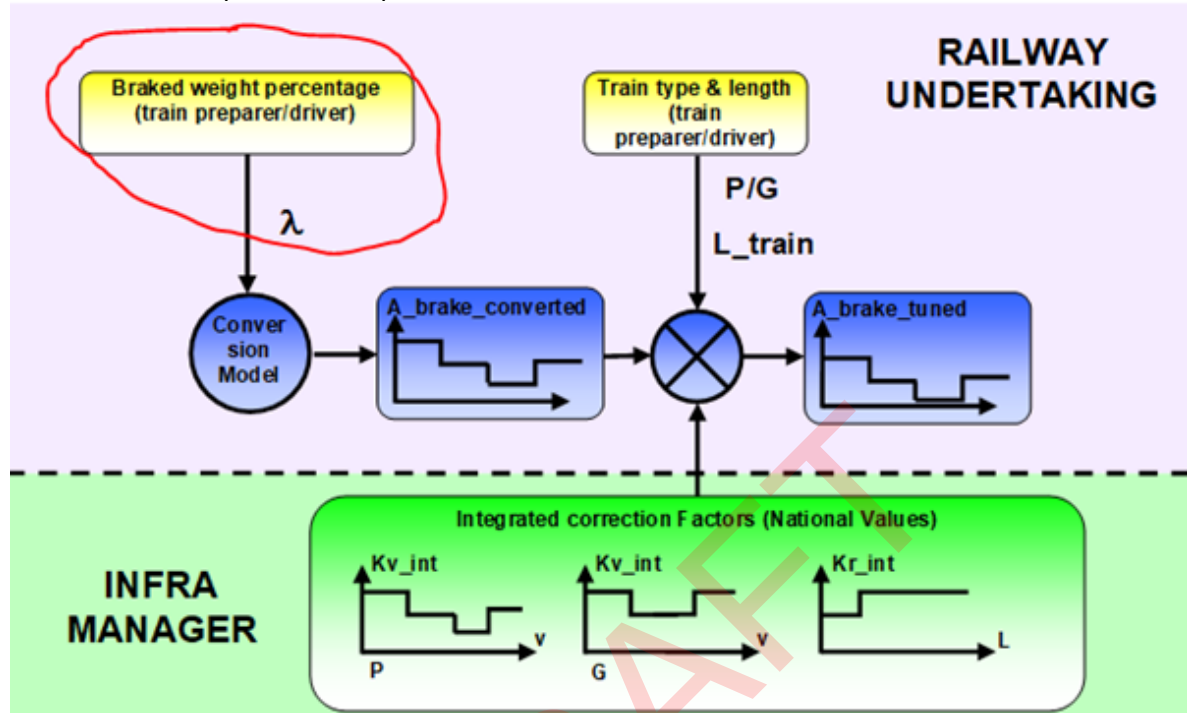
ETCS-H0114 - Missing train interface (TI) command because of inappropriate speed and distance supervision status

When the train is in target speed monitoring (TSM), the maximum safe front end is in rear of the indication location, and the train speed is above the current most restrictive speed profile (MRSP), the appropriate supervision statuses (i.e. overspeed status, warning status, intervention status) are not entered and the resulting TI commands (if any) are not triggered.

ID	SPRM-227
old ID	SUBSET_113_V1.5.0 - ETCS-H0114
Linked Work Items	is copied from :   SPPRAMSS-10731 - ETCS-H0114 - Missing train interface (TI) command because of inappropriate speed and distance supervision status : 459260 has parent :  SPRM-144 - ETCS SUBSET-113 Hazards
Rationale	Proposed mitigation: No realistic mitigation found.
Type	 Operational Hazard

ETCS-H0115 - Unsafe speed and distance supervision due to the input in the ERTMS/ETCS On-Board of a braked weight percentage value obtained according to an “old” version of UIC leaflet 544-1.

For the so called “lambda trains”, the SRS define a “conversion model” that uses as input the braked weight percentage (usually referred to by the Greek letter “ λ ” - lambda) value of a vehicle or train composition and converts it into an emergency brake deceleration profile which is used by the on-board as element for the supervision of speed and distance.



According to SUBSET-026 v3.6.0 note §3.13.2.2.5.2, the conversion model needs values of λ obtained from characterising a vehicle as per the 6th edition of the UIC leaflet 544-1. In the v3.4.0 of the SUBSET-026, there is no mention of which version of the leaflet shall be used.

In the frame of the CCM discussion of rejected CR1361, the UIC brake experts further clarified that the lambda values would be correct for use with the conversion model provided that the vehicle is characterised according to the 4th, 5th, or 6th edition of the leaflet. But if the vehicle is characterised according to an older version of the leaflet, the output of the “conversion model” would be incorrect. This is because the value of lambda obtained as per the 3rd edition is generally higher than the one established with the 4th edition. In an example presented in the mentioned CCM discussion, a 15-coach train set whose lambda was assessed to be 145 % using the 3rd edition, when re-assessed according to the 4th edition showed a lambda value of 131 %.

This means that if a Railway Undertaking had characterised some vehicles (for example, freight wagons) using the version 3 of the leaflet, the related lambda value if used as input for the conversion model (typically by the driver at start of mission) would lead to an unsafe speed and distance supervision by the ERTMS/ETCS on-board.

ID	SPRM-228
old ID	SUBSET_113_V1.5.0 - ETCS-H0115
Linked Work Items	is copied from : ⚙️ ⚡ SPPRAMSS-10732 - ETCS-H0115 - Unsafe speed and distance supervision due to the input in the ERTMS/ETCS On-Board of a braked weight percentage value obtained according to an “old” version of UIC leaflet 544-1. : 481761 has parent : 📁 SPRM-144 - ETCS SUBSET-113 Hazards
Rationale	Proposed mitigation: The Railway Undertaking shall ensure that if a vehicle is intended to be used in composition with a train equipped with an ERTMS/ETCS on-board, it shall be assessed according to the UIC leaflet 544-1 edition 4 or 5 or 6.

Type	⚡ Operational Hazard
------	----------------------

ETCS-H0116 - Linking consistency reaction not applied as expected from trackside.

In the rules related to linking function the condition when ERTMS/ETCS on-board equipment shall stop expecting a balise group in the linking could be unclear due to the misleading term "the expected balise group is found".

ID	SPRM-229
old ID	SUBSET_113_V1.5.0 - ETCS-H0116
Linked Work Items	is copied from : ⌚ ⚡ SPPRAMSS-10733 - ETCS-H0116 - Linking consistency reaction not applied as expected from trackside. : 478519 has parent : 📖 SPRM-144 - ETCS SUBSET-113 Hazards
Rationale	Proposed mitigation: Scenario 01+02: The last announced BG should not have link reaction 'Train Trip', i.e. if you have such a BG then you must always announce a further BG (which does not have link reaction 'Train Trip', or else is located beyond the SvL so it will not expected to be encountered anyway). Note: this mitigation would not eliminate completely the hazard in case an MA is shortened on-board to a location in rear or the last BG for example due to timer expiry.
Type	⚡ Operational Hazard

ETCS-H0117 - Protected point overpassed due to Override end condition not applied when expected

SUBSET-026 v.3.6.0 §5.8.4.1c) identifies the following condition to end the Override procedure:

ID	SPRM-230
old ID	SUBSET_113_V1.5.0 - ETCS-H0117
Linked Work Items	is copied from : ⌚ ⚡ SPPRAMSS-10734 - ETCS-H0117 - Protected point overpassed due to Override end condition not applied when expected : 485369 has parent : 📖 SPRM-144 - ETCS SUBSET-113 Hazards
Rationale	Proposed mitigation: ERTMS/ETCS specific application shall evaluate if the remaining risk is tolerable.
Type	⚡ Operational Hazard

ETCS-H0118 - List of available levels after transition announcement

This hazard concerns the table of priority of trackside supported levels (table of trackside supported levels) stored on-board which controls the levels that the driver is able to select.

ID	SPRM-231
old ID	SUBSET_113_V1.5.0 - ETCS-H0118
Linked Work Items	is copied from : ⚙️ ⚡ SPPRAMSS-10735 - ETCS-H0118 - List of available levels after transition announcement : 485369 has parent : 📁 SPRM-144 - ETCS SUBSET-113 Hazards
Rationale	Proposed mitigation: In the vicinity of level transition borders (between the announcement and the border), it should be operationally avoided that the driver is asked to change manually the level or the manual level changes should be performed only in co-operation with signaller, because the signaller should know which train protection system is applicable/active for current train location.
Type	⚡ Operational Hazard

ETCS-H0119 - Handling of an RBC transition order for a different RBC during an on-going RBC/RBC handover

When a handover from RBC1 to RBC2 is ongoing and the onboard receives a transition order indicating a new RBC (RBC3) as accepting, it is unclear from SUBSET-026 which RBC becomes the handing over one. It can be interpreted to be RBC2 or RBC1, depending whether clause 5.15.1.5 is applied on its own or in conjunction with clause 3.5.3.5.2.

When a handover from RBC1 to RBC2 is ongoing and the onboard receives a transition order indicating a new RBC (RBC3) as accepting, it is unclear from SUBSET-026 which RBC becomes the handing over one. It can be interpreted to be RBC2 or RBC1, depending whether clause 5.15.1.5 is applied on its own or in conjunction with clause 3.5.3.5.2.

This uncertainty on which RBC is the handing over may result in hazardous situations. Let us consider the following scenario:

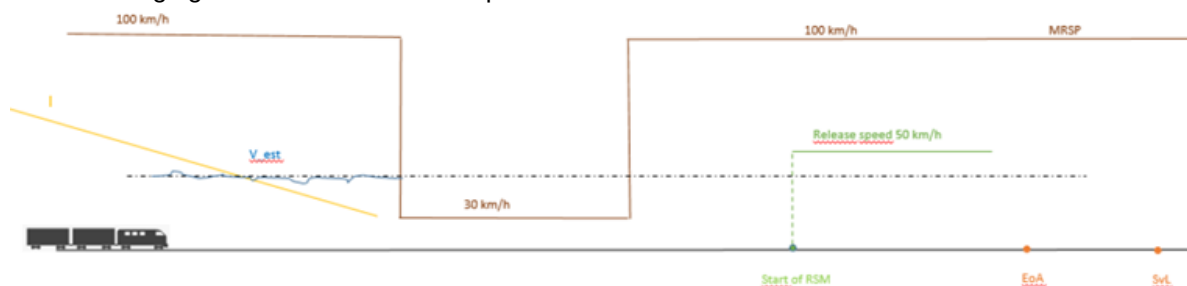
1. The train is supervised by RBC1 and the route is set into the RBC2 area.
2. RBC1 sends an RBC Transition Order to the ERTMS/ETCS On-board indicating RBC2 as ACC RBC.
3. The ERTMS/ETCS On-board establishes a communication session with RBC2 and then approaches the border to RBC2.
4. The ERTMS/ETCS On-board reports its position to RBC1 and RBC2 with the max safe front end beyond the border and considers RBC2 to be the supervising RBC (§3.15.1.3.5 of SUBSET-026 v2.3.0, v3.4.0 and v3.6.0).
5. The route for the train already extends into the RBC3 area, but the rear of the train has not yet left the RBC1 area.
6. While the ERTMS/ETCS On-board is still communicating with RBC1 (HOV RBC), it receives a new RBC transition order, from BG or RBC2, which indicates RBC3 as ACC RBC.
7. According to §3.15.1.3.1 a) of SUBSET-026 v2.3.0, v3.4.0 and v3.6.0, the ERTMS/ETCS On-board establishes a communication session with the ACC RBC (RBC3) and according to §3.5.3.5.2, the ERTMS/ETCS On-board shall not terminate a communication session with the HOV RBC (RBC1).
8. The interpretation of the bullet above could lead to the ERTMS/ETCS On-board establishing a communication session with RBC3 and terminating the communication session with RBC1 (HOV RBC) or RBC2.
9. While the route is set into the RBC3 area and the MA is up to the border RBC2/RBC3, it could occur that the ERTMS/ETCS On-board terminates the communication session with RBC2 (ACC RBC). As a result the onboard is in session with RBC1 and RBC3, and it is unclear which becomes the supervising RBC (normally it should be RBC2). Subsequently, a route revocation/cancellation in the area of RBC2 occurs.
 - Route revocation cannot be handled by RBC2 and will be potential hazardous.
 - The train may not be stopped by T_NVCONTACT reaction in case RBC3 sends messages to the on-board. This because it is unclear which RBC the on-board shall consider as the supervising one. In case the on-board considers it to be RBC3, then according to §3.16.3.4.1.2 of SUBSET-026 v2.3.0, v3.4.0 and v3.6.0, a message from RBC3 would reset the T_NVCONTACT supervision.

ID	SPRM-232
old ID	SUBSET_113_V1.5.0 - ETCS-H0119
Linked Work Items	is copied from : ⚙️ ⚡ SPPRAMSS-10736 - ETCS-H0119 - Handling of an RBC transition order for a different RBC during an on-going RBC/RBC handover : 459260 has parent : 📖 SPRM-144 - ETCS SUBSET-113 Hazards
Rationale	<p>Proposed mitigation: Each ERTMS/ETCS specific trackside application must evaluate whether the risk related to a scenario above, can be accepted. The following measures reduce the likelihood of the ERTMS/ETCS On-board receiving an RTO for a further RBC/RBC-border while not having completed the previous RBC/RBC-handover:</p> <ul style="list-style-type: none"> • The next RBC/RBC-handover announcement should have a distance to the previous RBC/RBC-border corresponding to at least a radio round trip time plus additional times (BG reading time, OBU processing time, RBC processing time, and the time possibly taken by 3 attempts before considering the session with RBC1 terminated) for a train with the maximum train length allowed on the line plus an assumption on the maximum confidence interval • HOV RBC should order the termination of communication session when a position report was received with an LRBG located at or beyond the border (this ensures that the physical front end has passed the border). This however is safe only when the HOV RBC stops handling emergency situations for a train of which the real front end has already left the RBC area. • HOV RBC should order the termination of communication session when the ACC RBC informs the HOV RBC that it has taken over responsibility.
Type	⚡ Operational Hazard





ETCS-H0121 - Not correct supervision of targets with a speed value lower than the release speed

The term "release speed is supervised" can be understood in different ways in the context of the clause 3.13.10.6.1. One possible interpretation is that this term refers to a situation where the closest indication location corresponds to a supervised target EoA/SvL. Another possible interpretation is that it corresponds to a situation where a release speed "exists". This last interpretation is problematic because it could lead to not supervising the targets with a speed value lower than the release speed and located between the max safe front end of the train and the start of the RSM area, when the train speed is lower than the release speed, because the conditions for entering in TSM for those targets will not be fulfilled (see SUBSET-026-3, table 16). Please take note that according to this table, and in the case of "a release speed is supervised", the condition 1 only applies if "the train speed is above or equal to the release speed".

The following figure illustrates one example of the conditions that will lead to the hazard



ID	SPRM-233
old ID	SUBSET_113_V1.5.0 - ETCS-H0121

Linked Work Items	is copied from :   SPPRAMSS-10737 - ETCS-H0121 - Not correct supervision of targets with a speed value lower than the release speed : 481762 has parent :  SPRM-144 - ETCS SUBSET-113 Hazards
Rationale	Proposed mitigation: If it is needed to implement a trackside speed restriction that affects the MRSP (e.g. due to SSP or TSRs) with a speed value lower than the release speed, the value of the release speed should be reduced to the value of the speed restriction
Type	 Operational Hazard

ETCS-H0122 - Confusing displayed information related to the targets that have a speed lower than release speed when driving under low adhesion conditions

The term "release speed is supervised" can be understood in different ways in the context of the clause 3.13.10.3.8.1 of SUBSET-026 v3.6.0 One possible interpretation is that this term refers to a situation where the closest indication location corresponds to a supervised target EoA/SvL. Another possible interpretation is that it corresponds to a situation where a release speed "exists".

This last interpretation is problematic because it could lead to the following hazardous scenarios:

1.-The train is running under low adhesion conditions and the driver uses the target information to anticipate the braking if needed. The national value A_MAXREDADH requests the target information as supplementary information on the DMI.

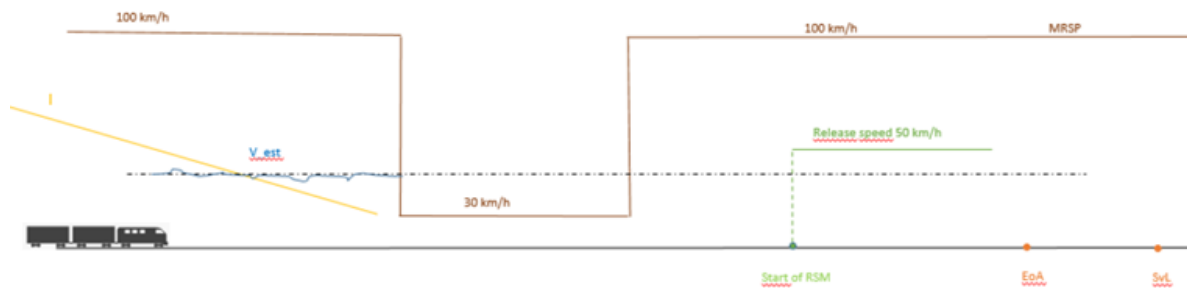
SUBSET-026 clause 3.13.10.3.9 requests to display the target information of the MRDT that shall be selected amongst the supervised targets whose remaining distance to its indication supervision limit is the shortest. The same clause gives reference to the requirements 3.13.10.3.8 and 3.13.10.3.8.1. These two requirements, if implemented according to the problematic interpretation mentioned above, would lead for the case where $V_{est} < V_{release}$ to locate the first indication location at the "start of the RSM" and to display the target information related to the "start of the RSM" and not related to the closest target. This might be safety relevant if the target information (target distance/target speed) is used by the driver to drive under low adhesion conditions.

2.-The train is running under low adhesion conditions and the driver uses the Time to Indication (TTI) information to anticipate the braking if needed. The national value A_MAXREDADH requests the time to indication as supplementary information on the DMI.

SUBSET-026 clause 3.13.10.3.10 requests to display the time needed to travel at the estimated speed the distance up to the closest indication location. The same clause gives reference to the requirements 3.13.10.3.8 and 3.13.10.3.8.1. These two requirements, if implemented according to the problematic interpretation mentioned above, would lead for the case where $V_{est} < V_{release}$ to locate the first indication location at the "start of the RSM" and to display the TTI information related the "start of the RSM" and not related to the closest target.

This might be safety relevant if the TTI information used by the driver to drive under low adhesion conditions.

The following figure illustrates one example of the conditions that will lead to the hazard



If it is needed to implement a trackside speed restriction that affects the MRSP (e.g. due to SSP or TSRs) with a speed value lower than the release speed, the value of the release speed should be reduced to the value of the speed restriction

Note: This mitigation cannot work if the release speed calculated on board is used, because the trackside cannot know a priori the value of the release speed that the on-board will calculate. It could maybe make an estimation of the maximum value, but even in that case, it would not be easy to provoke the reduction of the value; the only way to mitigate the hazard in this case would be to not allow the speed restrictions lower than this estimated maximum value. The same can be said in case of PBD speed restriction.

Other possible mitigations:

In case the trackside speed restriction corresponds to a TSR, the TSR should be prolonged up to the EoA location. In this case the value of the release speed will be decreased automatically to the value of the TSR without the need to change the data preparation related to the release speed. This mitigation can be used for the fixed release speed or release speed calculated on board and it is useful when the TSR is not far from the EoA

In Level 2/3, the trackside should provide the value of the release speed once the restriction has been passed by the train. This mitigation can be used for the fixed release speed or release speed calculated on board.

ID	SPRM-234
old ID	SUBSET_113_V1.5.0 - ETCS-H0122
Linked Work Items	is copied from : ⚙️ ⚡ SPPRAMSS-10738 - ETCS-H0122 - Confusing displayed information related to the targets that have a speed lower than release speed when driving under low adhesion conditions : 481764 has parent : 📁 SPRM-144 - ETCS SUBSET-113 Hazards
Rationale	Proposed mitigation: If it is needed to implement a trackside speed restriction that affects the MRSP (e.g. due to SSP or TSRs) with a speed value lower than the release speed, the value of the release speed should be reduced to the value of the speed restriction
Type	⚡ Operational Hazard

ETCS-H0123 - A brake application is released too soon in TSM when $V_{MRSP} < \text{release speed}$.

According to SUBSET-026, v3.4.0 and v3.6.0, if the train speed overpasses V_{MRSP} while being in TSM and a change of status/command is applied (table 9, t6, t9, t12 or t15), the status/command is automatically revoked when the train reaches a speed equal or lower than the release speed (SUBSET-026 table 11, r1). If the value of V_{MRSP} is lower than the value of the release speed, this would imply to release the status/command sooner than expected, and in some cases even immediately, something that could lead in specific situations to a safety issue, e.g. for the case of a EB command immediately revoked due to having a release speed value higher than the one corresponding to the EBI limit

The following figures illustrate different ways on how to arrive to that scenario:

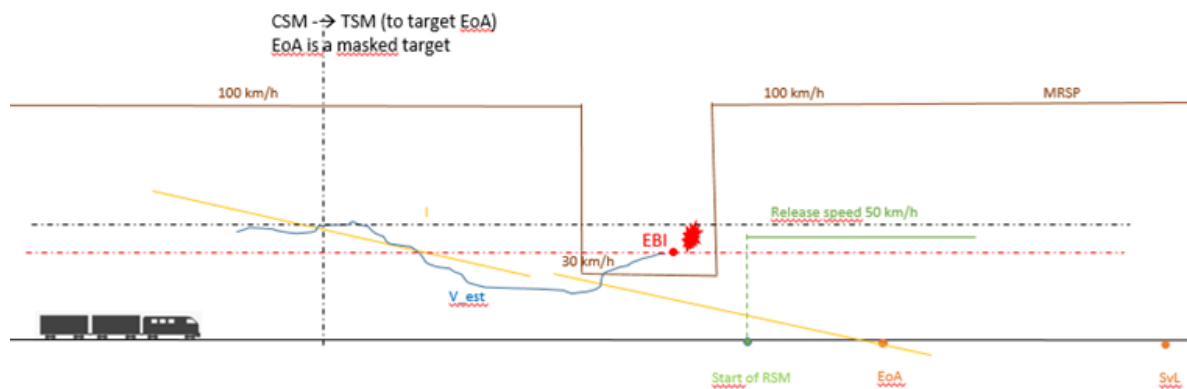


Figure 1: the train enters TSM and the EOA is selected as MRDT at a speed higher than the release speed and after overpasses V_{MRSP} up to the triggering command limit

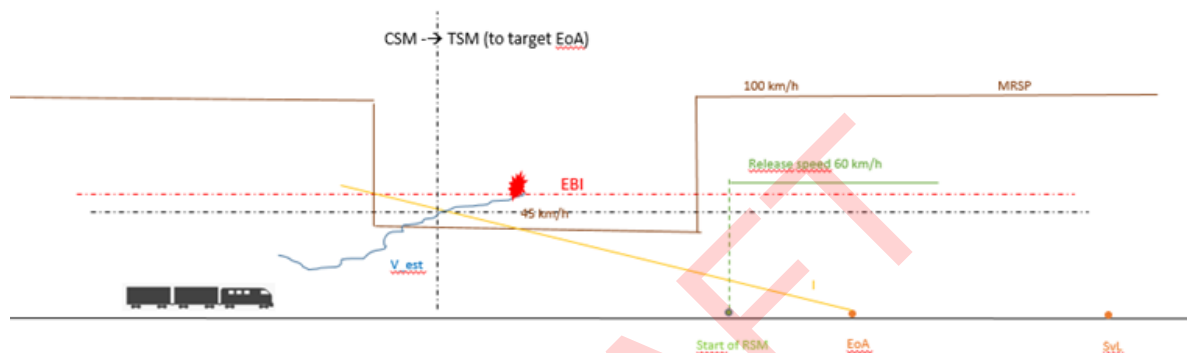


Figure 2: The train accelerates in CSM over V_{MRSP} , enters in TSM at a speed lower than the release speed and reaches the triggering command limit

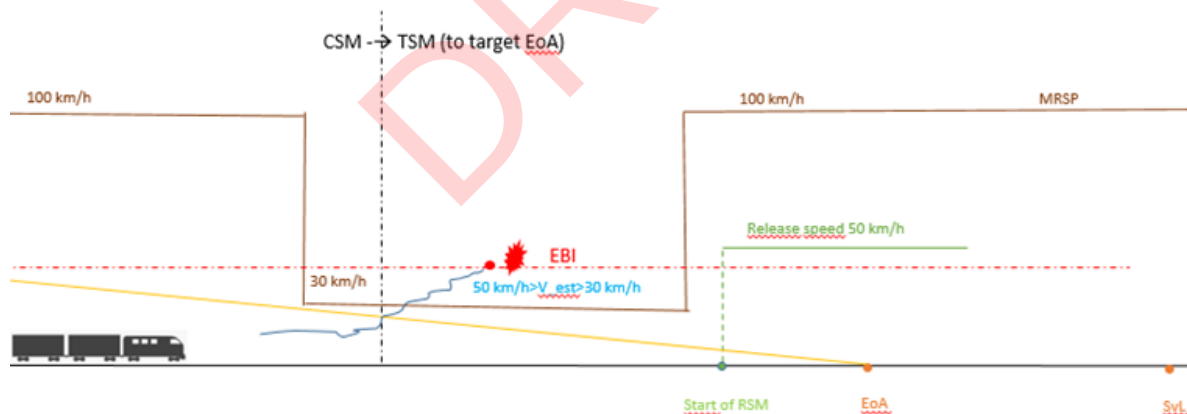




Figure 3: the train enters in TSM at a speed lower than the release speed and increases the speed over V_{MRSP} up to the triggering command limit.

ID	SPRM-235
old ID	SUBSET_113_V1.5.0 - ETCS-H0123
Linked Work Items	is copied from :  SPPRAMSS-10739 - ETCS-H0123 - A brake application is released too soon in TSM when $V_{MRSP} < \text{release speed}$. : 481765 has parent :  SPRM-144 - ETCS SUBSET-113 Hazards

Rationale	Proposed mitigation: If it is needed to implement a trackside speed restriction that affects the MRSP (e.g. due to SSP or TSRs) with a speed value lower than the release speed, the value of the release speed should be reduced to the value of the speed restriction
Type	⚡ Operational Hazard

ETCS-H0124 - Rejection of safety related information by B3 on-board on reception of Packet 76 (fixed text message) from a B2 trackside.

It is not clear in SUBSET-026v3.4.0 and 3.6.0 how the on board will react when receiving a Packet 76 from an X=1 trackside.

ID	SPRM-236
old ID	SUBSET_113_V1.5.0 - ETCS-H0124
Linked Work Items	is copied from : ⌚ ⚡ SPPRAMSS-10740 - ETCS-H0124 - Rejection of safety related information by B3 on-board on reception of Packet 76 (fixed text message) from a B2 trackside. : 485369 has parent : 📁 SPRM-144 - ETCS SUBSET-113 Hazards
Rationale	Proposed mitigation: Packet 76 should not be used in B2 trackside
Type	⚡ Operational Hazard

ETCS-H0125 - Unclear specification of VBC validity period

The resolution of T_VBC is defined as 1 day (SUBSET-026 v3.4.0 and v3.6.0 §7.5.1.154.1). It is not absolutely clear whether this means a 24-hour interval (starting at the moment the message is received) or a calendar day (ending at midnight the nth day or (n+1)th day).

ID	SPRM-237
old ID	SUBSET_113_V1.5.0 - ETCS-H0125
Linked Work Items	is copied from : ⌚ ⚡ SPPRAMSS-10741 - ETCS-H0125 - Unclear specification of VBC validity period : 485369 has parent : 📁 SPRM-144 - ETCS SUBSET-113 Hazards
Rationale	Proposed mitigation: The VBCO should be removed on-board by balise order (where possible) and by operational procedure (e.g. when powering up the train inside a line which is no more under construction).
Type	⚡ Operational Hazard

ETCS-H0127 - Unclear management of MA section timers

SRS has a contradiction related to the application location of MA section timers when they are in the transition buffer. Sections 3.8.4.2.1, 3.8.4.2.2 and 3.8.4.2.3 in Subset-026 are in conflict with application of A.3.3 and filters in Table 17.

SRS has a contradiction related to the application location of MA section timers when they are in the transition buffer. Sections 3.8.4.2.1, 3.8.4.2.2 and 3.8.4.2.3 in Subset-026 are in conflict with application of A.3.3 and filters in Table 17.

Furthermore clauses 3.8.4.2.1, 3.8.4.2.2 and 3.8.4.2.3 do not clarify what has to be the on-board behaviour in case of reception of an MA including time limited sections and for which a section timer stop location is in rear of the min safe front end either when the information is received or when it is released from the transition buffer in case of a level transition or an RBC/RBC handover.

For the end section timer start location, clauses 3.8.4.1.3 and 3.8.4.1.4 specify the on-board behaviour in a somewhat similar situation and for the overlap timer start location, the on-board behaviour is specified in clauses 3.8.4.4.4 and 3.8.4.4.5. Regarding the section timer there is (are) no “equivalent” clause(s).

Example of scenarios:

Scenario 1:

- A train is running in Level 1 inside a mixed L1/L2 area.
- A communication session with the RBC exists and a transition to L2 is announced.
- Train is running with L1 LS MA that does not contain section timer
- If the RBC is ready to take over responsibility it could send an immediate LTO and L2 MA to the train which contains the assumed section timers and section timer stop location.
- The LRBG of this MA is located in rear of the current train location. This MA contains time-limited sections located in rear of the train and with the corresponding section timer stop locations also located in rear of the min safe front end of the train as well.
- When received on-board, this MA goes to the transition buffer (see 4.8.1.3.1) and it is evaluated when the buffer is released.
- Considering SRS clauses A.3.3.1 and A.3.3.2, while the MA is in the transition buffer the clauses 3.8.4.2.1, 3.8.4.2.2 and 3.8.4.2.3 cannot be applied. However, these clauses will start to be applied when the MA is released from the transition buffer but even if the ERTMS/ETCS on-board could apply 3.8.4.2.1, there is an ambiguity about the application of clause 3.8.4.2.3. In this case, the ERTMS/ETCS on-board does not know when the min safe front end has passed the section timer stop location.

Scenario 2:

- A train is running in Level 1 or 2 SR.
- An MA is received by the ERTMS/ETCS on-board and the LRBG of this MA is located in rear of the train. This MA contains time-limited sections located in rear of the min safe front end and with the corresponding section timer stop locations also located in rear of the min safe front end.
- In this case, the ERTMS/ETCS on-board does not know when the min safe front end has passed the section timer stop location.




Scenario 3:

- A train is running in Level 1 or 2 FS.
- A MA repetition/extension is received by the ERTMS/ETCS on-board. This MA repetition/extension contains time-limited sections located in rear of the min safe front end and with the corresponding section timer stop locations also located in rear of the min safe front end.
- In this case, the ERTMS/ETCS on-board does not know when the min safe front end has passed the section timer stop location.

The ERTMS/ETCS on-board could consider that the section timer has expired (i.e. apply 3.8.4.2.2) and possibly go to TR. However, the behaviour which the ERTMS/ETCS on-board has to adopt is not specified by any clause. There could be ERTMS/ETCS on-board implementations which consider that once the section timer stop location has been passed, those sections are assumed granted and should no more be released without a shortening of MA.

These situations could be problematic in case ERTMS/ETCS trackside expects that the ERTMS/ETCS on-board will consider the timers as expired (due to the lack of knowledge whether the timer stop location was passed in due time or not). The hazardous situation occurs if the ERTMS/ETCS trackside releases the sections after the related timer has expired.

This hazard is also applicable in case of RBC/RBC handover transitions and transitions between ETCS Levels 1, 2.

ID	SPRM-238
old ID	SUBSET_113_V1.5.0 - ETCS-H0127
Linked Work Items	is copied from :   SPPRAMSS-10742 - ETCS-H0127 - Unclear management of MA section timers : 485369 has parent :  SPRM-144 - ETCS SUBSET-113 Hazards

Rationale	<p>Proposed mitigation: Specifically for scenario 1: The ERTMS/ETCS trackside should not send time-limited MAs in rear of a transition location with the timer stop location in rear of the train. Or it should consider in its engineering rules that the ERTMS/ETCS on-board may start the timer only when the train changes the level.</p> <p>Specifically for scenario 2, 3: The ERTMS/ETCS trackside should not immediately release the sections after the related timer expiration but shall check it with ERTMS/ETCS on-board through e.g. a conditional emergency stop message.</p> <p>For Level 1 other possible mitigation following the concept of SUBSET-040, clause 4.1.1.4, is that the last encountered balise of the BG giving a time-limited MA should be at minimum distance of 1.3 m plus the distance the train may run during the time T_n, calculated from the formulas in SUBSET-036, clause 4.2.9, in rear of MA's timer stop location. Note: for train speeds lower than 80 km/h, the time T_n always equals to 100 ms.</p> <p>Note: ETCS-H0016, ETCS-H0021 include the use of section timers as mitigation. Then if such mitigation is applied, these above proposed mitigations shall also be considered.</p>
Type	⚡ Operational Hazard

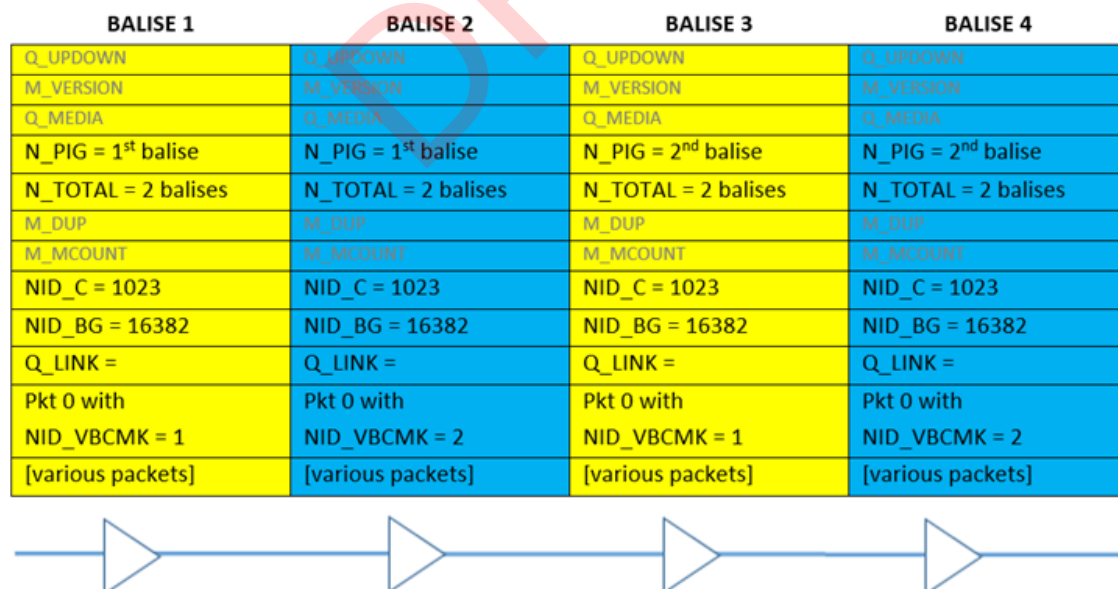
ETCS-H0128 - Balise telegram unduly dismissed by the on-board because of a virtually covered neighbouring balise

The hazard refers to situation where ERTMS/ETCS Trackside “interleaves” in the same BG balises intended to be virtually covered and balises not intended to be virtually covered. The resulting installation presents in the same balise group neighbouring balises whose telegram headers are identical but their appended Packet 0 includes different NID_VBCMK.

<table to be added>

The hazard refers to situation where ERTMS/ETCS Trackside “interleaves” in the same BG balises intended to be virtually covered and balises not intended to be virtually covered. The resulting installation presents in the same balise group neighbouring balises whose telegram headers are identical but their appended Packet 0 includes different NID_VBCMK.

Figure with possible example situation:



The ERTMS/ETCS Trackside expects that the telegrams from balises 2 and 4 are ignored due to the masking by VBC (because they are for example in commissioning phase or not in service) and that the safety-related telegrams from balises 1 and 3 are sent to and accepted by the ERTMS/ETCS On-board. Hazardous scenario: The ERTMS/ETCS On-board moving on the line has a VBC stored, not yet expired, with identity matching the VBC of balises 2 and 4 (NID_C = 1023, NID_VBCMK = 2).

Sequence:

- Train runs over the four balises.
- The BTM cannot distinguish if the header of balise 1 and 2 are from just one balise or from two different balises; the same happens with balises 3 and 4.
- Because of that, the BTM function is not able to discriminate balises 1 and 2 and consider them as the same balise with side-lobes. The same happens for balises 3 and 4.
- Consequently, the BTM may decide to forward to the Kernel only the telegrams of balises 2 and 4.
- The ERTMS/ETCS On-board then discards those telegrams because it considers them coming from balises that were “virtually covered” by VBC.

Intermediate result:

- The (“in commissioning phase”) balises 2 and 4 are totally ignored.
- The (safety-related) information of balises 1 and 3 is “lost”.

Possible subcases:

- Q_LINK = 0
- Q_LINK = 1 and linking active on-board; trackside requested “no linking reaction”.
- Q_LINK = 1 and linking active on-board; trackside requested “reaction brake/trip”.

Final result:

- Information is lost without brake intervention.
- Information is lost without brake intervention.
- Information is lost but with brake intervention.

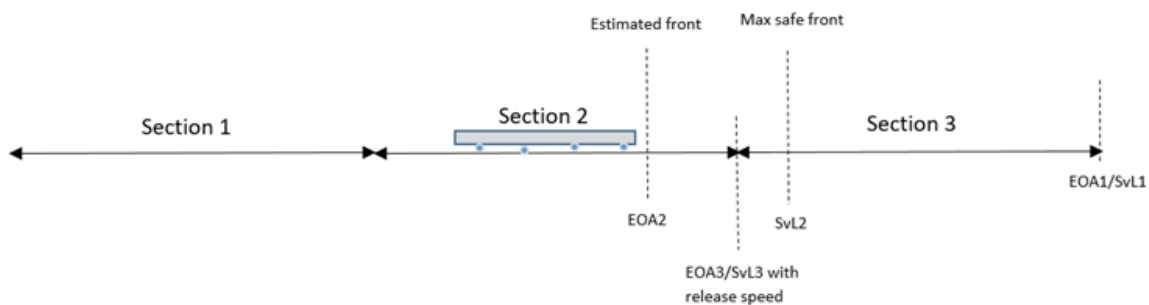
The results a) and b) are hazardous, since there is loss of safety related information without a restrictive reaction.

ID	SPRM-239
old ID	SUBSET_113_V1.5.0 - ETCS-H0128
Linked Work Items	is copied from : ⚙️ ⚡ SPPRAMSS-10743 - ETCS-H0128 - Balise telegram unduly dismissed by the on-board because of a virtually covered neighbouring balise : 481766 has parent : 📋 SPRM-144 - ETCS SUBSET-113 Hazards
Rationale	Proposed mitigation: The ERTMS/ETCS Trackside shall install side by side balises at a distance greater than 5 meters if they have identical telegram header. This constraint is to be sure that no lobe overlapping can occur and therefore avoid an undue filtering of a telegram .
Type	⚡ Operational Hazard

ETCS-H0131 - Undue MA extension when a section timer expires

The following potentially hazardous scenarios were identified:

Scenario 1:



MA with 3 sections and with the EOA1/SvL1 located at the end of the last section.

Then an event occurs which triggers condition according to SUBSET-026, A.3.4.1.3, condition [11] (except clause e) of A.3.4.1.2).

Therefore, the EOA1/SvL1 are shortened to the estimated front end/maximum safe front end respectively,

EOA2/SvL2 with no release speed. Since the SvL2 is at max safe front end of the train, the train will not be able to move. Still the max safe front end is inside Section 3 not all of the section 3 will be deleted after the shortening of the EOA1/SvL1.

When the timer related to Section 3 expires the SUBSET-026 3.8.4.2.2 paragraph is triggered.

Therefore, the EOA2/SvL2 move to the start of the section 3 (EOA3/SvL3). This implies that the EOA moves to a location in advance of the previous EOA and that a release speed related to the new EOA/SvL is created (NV/Default). This could be interpreted as not consistent with the meaning of the word “withdrawn” (which would only apply if the move is towards the front of the train) in the SUBSET-026 3.8.4.2.2 a) paragraph but if an ERTMS/ETCS

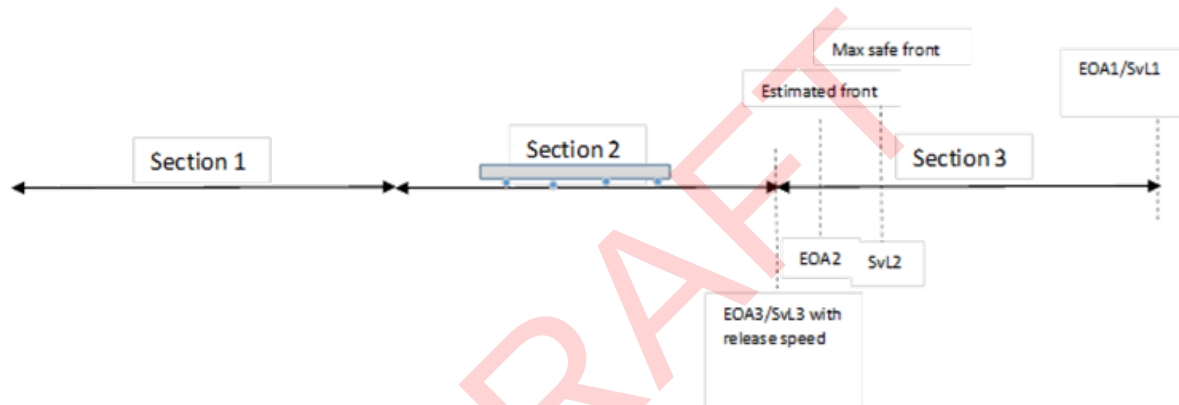
On-Board would nonetheless extend the MA with a release speed this may be hazardous, if trackside expects that without further information the train cannot move forward at all.

Scenario 2:

MA with 3 sections and with the EOA1/SvL1 located at the end of the last section.

An event occurs which triggers A.3.4.1.3 condition [11]. The ERTMS/ETCS On-board equipment shall consider the current estimated front end and max safe front end positions of the train, as the EOA and SvL respectively, with no release speed. Therefore, the EOA1/SvL1 are shortened to the estimated front end/ maximum safe front end respectively -> EOA2/SvL2 with no release speed.

The timer related to section 3 expires and the requirement in 3.8.4.2.2 is triggered. The EOA2/SvL2 move to the start of the section 3 (EOA3/SvL3).



In this case the EOA and SvL are both “withdrawn” upon expiry of the section timer, the same hazardous situation applies: the train is allowed to proceed with the national value for the release speed, when the trackside would expect that the train should not be able to move forward at all after the application of condition [11].

ID	SPRM-240
old ID	SUBSET_113_V1.5.0 - ETCS-H0131
Linked Work Items	is copied from : ⚙️ ⚡ SPPRAMSS-10744 - ETCS-H0131 - Undue MA extension when a section timer expires : 481768 has parent : 📁 SPRM-144 - ETCS SUBSET-113 Hazards
Rationale	Proposed mitigation: It must be evaluated in the projects whether the residual risk can be accepted. Possible mitigation for ETCS Level 2 is to set the release speed to “0” in the National values by the ERTMS/ETCS Trackside. Possible mitigation for ETCS Level 1 is to not use the section timers when RS from NV could be problematic.
Type	⚡ Operational Hazard

ETCS-H0132 - Potential safety issues due to the use of the temporary EOA/SvL beyond EOA

If the start of a mode profile, route suitability or not protected LX is located further that SvL derived from MA it may happen that the ERTMS/ETCS On-board supervise the SvL which is located further that the SvL derived from the MA.

Scenario 1 (LOA):

An ERTMS/ETCS On-board receives an MA with an OS mode profile for further location, and the beginning of the mode profile is beyond the LOA of the MA.

The result of the above mentioned §5.9.3.5 is that the ERTMS/ETCS On-board shall consider a temporary EOA at the beginning of the mode profile and a temporary SvL at the LOA of the MA. Since the start of the mode profile is beyond the LOA, it means that the EOA is beyond the SvL but such configuration (SvL in rear of the EOA) is not foreseen in the specifications and the ERTMS/ETCS On-board may fall in a grey area.

Scenario 2 (EOA):

An ERTMS/ETCS-On-board receives an MA with an OS mode profile for further location, and the beginning of the mode profile is beyond the EOA of the MA:

1. ERTMS/ETCS On-board has MA on-board with OS mode profile that starts before and ends at the EoA.
2. RBC sends Request to Shorten MA to ERTMS/ETCS On-board with requested stop location in rear of the start of OS mode profile. As an alternative mitigation for the example 1 of ETCS-H0082 the RBC sends together with the Request to Shorten MA a OS mode profile that equals the mode profile currently stored on-board.
3. ERTMS/ETCS On-board accepts the Request to Shorten MA and OS mode profile.

<picture to be added>

If the start of a mode profile, route suitability or not protected LX is located further that SvL derived from MA it may happen that the ERTMS/ETCS On-board supervise the SvL which is located further that the SvL derived from the MA.

Scenario 1 (LOA):

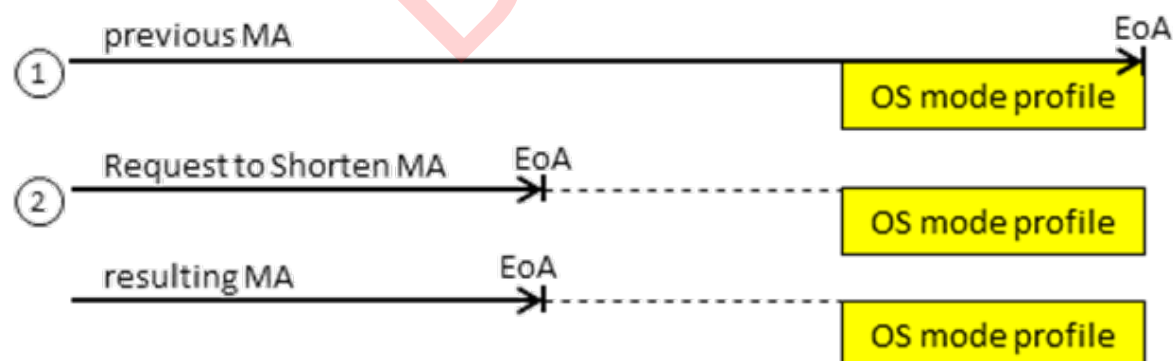
An ERTMS/ETCS On-board receives an MA with an OS mode profile for further location, and the beginning of the mode profile is beyond the LOA of the MA.

The result of the above mentioned §5.9.3.5 is that the ERTMS/ETCS On-board shall consider a temporary EOA at the beginning of the mode profile and a temporary SvL at the LOA of the MA. Since the start of the mode profile is beyond the LOA, it means that the EOA is beyond the SvL but such configuration (SvL in rear of the EOA) is not foreseen in the specifications and the ERTMS/ETCS On-board may fall in a grey area.

Scenario 2 (EOA):

An ERTMS/ETCS-On-board receives an MA with an OS mode profile for further location, and the beginning of the mode profile is beyond the EOA of the MA:

1. ERTMS/ETCS On-board has MA on-board with OS mode profile that starts before and ends at the EoA.
2. RBC sends Request to Shorten MA to ERTMS/ETCS On-board with requested stop location in rear of the start of OS mode profile. As an alternative mitigation for the example 1 of ETCS-H0082 the RBC sends together with the Request to Shorten MA a OS mode profile that equals the mode profile currently stored on-board.
3. ERTMS/ETCS On-board accepts the Request to Shorten MA and OS mode profile.



SUBSET-026 v.3.6.0 §5.9.3.5 defines a requirement

"...Until the ERTMS/ETCS on-board equipment has switched to OS mode, the beginning of the On Sight area shall be temporarily considered as the EOA (instead of the EOA/LOA derived from the MA) and the SvL (with no release speed) shall be determined according to the mode profile either:

a. as the SvL derived from the MA. In case the MA defines an LOA, the SvL shall be derived as if no LOA had been given.

OR

b. as the beginning of the On Sight area..."

Note: Comparable requirements available for SH mode profile (see SUBSET-026 v.3.6.07 §5.7.3.4), for route suitability data (see SUBSET-026 v.3.6.07 §3.13.2.4), for not protected LX (see SUBSET-026 v.3.6.0 §5.16.1.1) and for LS mode profile (see SUBSET-026 v.3.6.08 §5.19.3.5).





These requirements may postpone or reduce the effect of the safety protection, especially when ERTMS/ETCS On-board receives an MA with an

- OS/SH/LS mode profile,
- route suitability

or


- not protected LX

for further location, and their beginning is beyond the EOA/LOA/SvL.

ID	SPRM-241
old ID	SUBSET_113_V1.5.0 - ETCS-H0132
Linked Work Items	is copied from :   SPPRAMSS-10745 - ETCS-H0132 - Potential safety issues due to the use of the temporary EOA/SvL beyond EOA : 482490 has parent :  SPRM-144 - ETCS SUBSET-113 Hazards
Rationale	Proposed mitigation: ERTMS/ETCS Trackside specific application project / infrastructure manager should show that the remaining risk is acceptable.
Type	 Operational Hazard






4 RSSB Operational Hazards

Detailed Operational Hazards coming from RSSB CHAMOIS list

In the following are reported more detailed Operational Hazards coming from RSSB CHAMOIS list [SPRM-243,  Text]






RSSB_2.02.04 - Train runaway - Runaway train due to vandalism

Train runaway due to Runaway train due to vandalism

ID	SPRM-244
old ID	RSSB_2.02.04
Linked Work Items	relates to :  SPPRAMSS-5758 - [A1.1] Collision of train with a train/rail vehicle is copied from :   SPPRAMSS-11096 - RSSB_2.02.04 - Train runaway - Runaway train due to vandalism : 485369 has parent :  SPRM-242 - RSSB Operational Hazards
Type	 Operational Hazard






RSSB_2.02.03 - Train runaway - Runaway train due to driver error

Train runaway due to Runaway train due to driver error

ID	SPRM-245
old ID	RSSB_2.02.03
Linked Work Items	relates to :  SPPRAMSS-5758 - [A1.1] Collision of train with a train/rail vehicle is copied from :   SPPRAMSS-11095 - RSSB_2.02.03 - Train runaway - Runaway train due to driver error : 464237 has parent :  SPRM-242 - RSSB Operational Hazards
Type	 Operational Hazard






RSSB_2.01.21 - Train exceeds limit of movement authority (including SPADs) - Misrouted train

Train exceeds limit of movement authority (including SPADs) due to Misrouted train

ID	SPRM-246
old ID	RSSB_2.01.21
Linked Work Items	relates to :  SPPRAMSS-5758 - [A1.1] Collision of train with a train/rail vehicle is copied from :   SPPRAMSS-11094 - RSSB_2.01.21 - Train exceeds limit of movement authority (including SPADs) - Misrouted train : 464237 has parent :  SPRM-242 - RSSB Operational Hazards
Type	 Operational Hazard






RSSB_2.01.20 - Train exceeds limit of movement authority (including SPADs) - Vegetation on the track

Train exceeds limit of movement authority (including SPADs) due to Vegetation on the track

ID	SPRM-247
old ID	RSSB_2.01.20
Linked Work Items	relates to :  SPPRAMSS-5758 - [A1.1] Collision of train with a train/rail vehicle is copied from :   SPPRAMSS-11093 - RSSB_2.01.20 - Train exceeds limit of movement authority (including SPADs) - Vegetation on the track : 475522 has parent :  SPRM-242 - RSSB Operational Hazards
Type	 Operational Hazard






RSSB_2.01.17 - Train exceeds limit of movement authority (including SPADs) - Miscommunication - Wrong information given

Train exceeds limit of movement authority (including SPADs) due to Miscommunication - Wrong information given

ID	SPRM-248
old ID	RSSB_2.01.17
Linked Work Items	relates to :  SPPRAMSS-5758 - [A1.1] Collision of train with a train/rail vehicle is copied from :   SPPRAMSS-11092 - RSSB_2.01.17 - Train exceeds limit of movement authority (including SPADs) - Miscommunication - Wrong information given : 475522 has parent :  SPRM-242 - RSSB Operational Hazards
Type	 Operational Hazard






RSSB_2.01.16 - Train exceeds limit of movement authority (including SPADs) - Miscommunication - Information not given

Train exceeds limit of movement authority (including SPADs) due to Miscommunication - Information not given

ID	SPRM-249
old ID	RSSB_2.01.16
Linked Work Items	relates to :  SPPRAMSS-5758 - [A1.1] Collision of train with a train/rail vehicle is copied from :   SPPRAMSS-11091 - RSSB_2.01.16 - Train exceeds limit of movement authority (including SPADs) - Miscommunication - Information not given : 437948 has parent :  SPRM-242 - RSSB Operational Hazards
Type	 Operational Hazard






RSSB_2.01.15 - Train exceeds limit of movement authority (including SPADs) - Miscommunication - handsignaller communication human error

Train exceeds limit of movement authority (including SPADs) due to Miscommunication - handsignaller communication human error

ID	SPRM-250
old ID	RSSB_2.01.15
Linked Work Items	relates to :  SPPRAMSS-5758 - [A1.1] Collision of train with a train/rail vehicle is copied from :   SPPRAMSS-11090 - RSSB_2.01.15 - Train exceeds limit of movement authority (including SPADs) - Miscommunication - handsignaller communication human error : 475522 has parent :  SPRM-242 - RSSB Operational Hazards
Type	 Operational Hazard






RSSB_2.01.14 - Train exceeds limit of movement authority (including SPADs) - Miscommunication - Correct information given but misunderstood

Train exceeds limit of movement authority (including SPADs) due to Miscommunication - Correct information given but misunderstood

ID	SPRM-251
old ID	RSSB_2.01.14
Linked Work Items	relates to :  SPPRAMSS-5758 - [A1.1] Collision of train with a train/rail vehicle is copied from :   SPPRAMSS-11089 - RSSB_2.01.14 - Train exceeds limit of movement authority (including SPADs) - Miscommunication - Correct information given but misunderstood : 485369 has parent :  SPRM-242 - RSSB Operational Hazards
Type	 Operational Hazard

RSSB_2.01.13 - Train exceeds limit of movement authority (including SPADs) - Miscommunication - Ambiguous/incomplete information given






Train exceeds limit of movement authority (including SPADs) due to Miscommunication - Ambiguous/incomplete information given

ID	SPRM-252
old ID	RSSB_2.01.13
Linked Work Items	relates to :  SPPRAMSS-5758 - [A1.1] Collision of train with a train/rail vehicle is copied from :   SPPRAMSS-11088 - RSSB_2.01.13 - Train exceeds limit of movement authority (including SPADs) - Miscommunication - Ambiguous/incomplete information given : 485369 has parent :  SPRM-242 - RSSB Operational Hazards
Type	 Operational Hazard

RSSB_2.01.12 - Train exceeds limit of movement authority (including SPADs) - Driver violation of rules / instructions






Train exceeds limit of movement authority (including SPADs) due to Driver violation of rules / instructions

ID	SPRM-253
old ID	RSSB_2.01.12

Linked Work Items	relates to :  SPPRAMSS-5758 - [A1.1] Collision of train with a train/rail vehicle is copied from :   SPPRAMSS-11087 - RSSB_2.01.12 - Train exceeds limit of movement authority (including SPADs) - Driver violation of rules / instructions : 485369 has parent :  SPRM-242 - RSSB Operational Hazards
Type	 Operational Hazard






RSSB_2.01.11 - Train exceeds limit of movement authority (including SPADs) - Driver viewing the wrong signal

Train exceeds limit of movement authority (including SPADs) due to Driver viewing the wrong signal

ID	SPRM-254
old ID	RSSB_2.01.11
Linked Work Items	relates to :  SPPRAMSS-5758 - [A1.1] Collision of train with a train/rail vehicle is copied from :   SPPRAMSS-11086 - RSSB_2.01.11 - Train exceeds limit of movement authority (including SPADs) - Driver viewing the wrong signal : 477564 has parent :  SPRM-242 - RSSB Operational Hazards
Type	 Operational Hazard






RSSB_2.01.10 - Train exceeds limit of movement authority (including SPADs) - Driver misreading the previous signal aspect

Train exceeds limit of movement authority (including SPADs) due to Driver misreading the previous signal aspect

ID	SPRM-255
old ID	RSSB_2.01.10
Linked Work Items	relates to :  SPPRAMSS-5758 - [A1.1] Collision of train with a train/rail vehicle is copied from :   SPPRAMSS-11085 - RSSB_2.01.10 - Train exceeds limit of movement authority (including SPADs) - Driver misreading the previous signal aspect : 485369 has parent :  SPRM-242 - RSSB Operational Hazards
Type	 Operational Hazard






RSSB_2.01.09 - Train exceeds limit of movement authority (including SPADs) - Driver misreading aspect on correct signal

Train exceeds limit of movement authority (including SPADs) due to Driver misreading aspect on correct signal

ID	SPRM-256
old ID	RSSB_2.01.09
Linked Work Items	relates to :  SPPRAMSS-5758 - [A1.1] Collision of train with a train/rail vehicle is copied from :   SPPRAMSS-11084 - RSSB_2.01.09 - Train exceeds limit of movement authority (including SPADs) - Driver misreading aspect on correct signal : 485369 has parent :  SPRM-242 - RSSB Operational Hazards
Type	 Operational Hazard






RSSB_2.01.08 - Train exceeds limit of movement authority (including SPADs) - Driver misjudge of train behaviour

Train exceeds limit of movement authority (including SPADs) due to Driver misjudge of train behaviour

ID	SPRM-257
old ID	RSSB_2.01.08
Linked Work Items	relates to :  SPPRAMSS-5758 - [A1.1] Collision of train with a train/rail vehicle is copied from :   SPPRAMSS-11083 - RSSB_2.01.08 - Train exceeds limit of movement authority (including SPADs) - Driver misjudge of train behaviour : 478509 has parent :  SPRM-242 - RSSB Operational Hazards
Type	 Operational Hazard






RSSB_2.01.07 - Train exceeds limit of movement authority (including SPADs) - Driver misjudge of environmental conditions

Train exceeds limit of movement authority (including SPADs) due to Driver misjudge of environmental conditions

ID	SPRM-258
old ID	RSSB_2.01.07
Linked Work Items	relates to :  SPPRAMSS-5758 - [A1.1] Collision of train with a train/rail vehicle is copied from :   SPPRAMSS-11082 - RSSB_2.01.07 - Train exceeds limit of movement authority (including SPADs) - Driver misjudge of environmental conditions : 437948 has parent :  SPRM-242 - RSSB Operational Hazards
Type	 Operational Hazard






RSSB_2.01.06 - Train exceeds limit of movement authority (including SPADs) - Driver ignorance of rules/instructions

Train exceeds limit of movement authority (including SPADs) due to Driver ignorance of rules/instructions

ID	SPRM-259
old ID	RSSB_2.01.06
Linked Work Items	relates to :  SPPRAMSS-5758 - [A1.1] Collision of train with a train/rail vehicle is copied from :   SPPRAMSS-11081 - RSSB_2.01.06 - Train exceeds limit of movement authority (including SPADs) - Driver ignorance of rules/instructions : 464237 has parent :  SPRM-242 - RSSB Operational Hazards
Type	 Operational Hazard






RSSB_2.01.05 - Train exceeds limit of movement authority (including SPADs) - Driver failure to react to cautionary aspect

Train exceeds limit of movement authority (including SPADs) due to Driver failure to react to cautionary aspect

ID	SPRM-260
old ID	RSSB_2.01.05
Linked Work Items	relates to :  SPPRAMSS-5758 - [A1.1] Collision of train with a train/rail vehicle is copied from :   SPPRAMSS-11080 - RSSB_2.01.05 - Train exceeds limit of movement authority (including SPADs) - Driver failure to react to cautionary aspect : 478509 has parent :  SPRM-242 - RSSB Operational Hazards
Type	 Operational Hazard






RSSB 2.01.04 - Train exceeds limit of movement authority (including SPADs) - Driver failure to locate signal aspect

Train exceeds limit of movement authority (including SPADs) due to Driver failure to locate signal aspect

ID	SPRM-261
old ID	RSSB_2.01.04
Linked Work Items	relates to :  SPPRAMSS-5758 - [A1.1] Collision of train with a train/rail vehicle is copied from :   SPPRAMSS-11079 - RSSB_2.01.04 - Train exceeds limit of movement authority (including SPADs) - Driver failure to locate signal aspect : 477564 has parent :  SPRM-242 - RSSB Operational Hazards
Type	 Operational Hazard






RSSB 2.01.03 - Train exceeds limit of movement authority (including SPADs) - Driver failure to check signal aspect

Train exceeds limit of movement authority (including SPADs) due to Driver failure to check signal aspect

ID	SPRM-262
old ID	RSSB_2.01.03
Linked Work Items	relates to :  SPPRAMSS-5758 - [A1.1] Collision of train with a train/rail vehicle is copied from :   SPPRAMSS-11078 - RSSB_2.01.03 - Train exceeds limit of movement authority (including SPADs) - Driver failure to check signal aspect : 464237 has parent :  SPRM-242 - RSSB Operational Hazards
Type	 Operational Hazard






RSSB 2.01.02 - Train exceeds limit of movement authority (including SPADs) - Driver anticipation of signal clearance

Train exceeds limit of movement authority (including SPADs) due to Driver anticipation of signal clearance

ID	SPRM-263
old ID	RSSB_2.01.02
Linked Work Items	relates to :  SPPRAMSS-5758 - [A1.1] Collision of train with a train/rail vehicle is copied from :   SPPRAMSS-11077 - RSSB_2.01.02 - Train exceeds limit of movement authority (including SPADs) - Driver anticipation of signal clearance : 437948 has parent :  SPRM-242 - RSSB Operational Hazards
Type	 Operational Hazard






RSSB 3.01.01 - Driver fails to control speed of train - Severe braking / snatch

Driver fails to control speed of train due to Severe braking / snatch

ID	SPRM-663
old ID	RSSB_3.01.01
Linked Work Items	relates to :  SPRM-78 - [A2.1] Derailment of train relates to :  SPRM-79 - [A2.2] Derailment of one or more rail vehicles relates to :  SPRM-80 - [A2.0] Other derailment type has parent :  SPRM-242 - RSSB Operational Hazards
Type	 Operational Hazard






RSSB_3.01.02 - Driver fails to control speed of train - Train overspeeding

Driver fails to control speed of train due to Train overspeeding

ID	SPRM-664
old ID	RSSB_3.01.02
Linked Work Items	relates to :  SPRM-78 - [A2.1] Derailment of train relates to :  SPRM-79 - [A2.2] Derailment of one or more rail vehicles relates to :  SPRM-80 - [A2.0] Other derailment type has parent :  SPRM-242 - RSSB Operational Hazards
Type	 Operational Hazard






RSSB_3.01.03 - Driver fails to control speed of train - Misrouted train

Driver fails to control speed of train due to Misrouted train

ID	SPRM-665
old ID	RSSB_3.01.03
Linked Work Items	relates to :  SPRM-78 - [A2.1] Derailment of train relates to :  SPRM-79 - [A2.2] Derailment of one or more rail vehicles relates to :  SPRM-80 - [A2.0] Other derailment type has parent :  SPRM-242 - RSSB Operational Hazards
Type	 Operational Hazard






RSSB_3.02.02 - Failure of switches & crossings - Incorrect scotch and clip of points

Failure of switches & crossings due to Incorrect scotch and clip of points

ID	SPRM-666
old ID	RSSB_3.02.02
Linked Work Items	relates to :  SPRM-78 - [A2.1] Derailment of train relates to :  SPRM-79 - [A2.2] Derailment of one or more rail vehicles relates to :  SPRM-80 - [A2.0] Other derailment type has parent :  SPRM-242 - RSSB Operational Hazards
Type	 Operational Hazard






RSSB_3.03.01 - Failure of train preparation or loading causes derailment - Incorrect marshalling of train

Failure of train preparation or loading causes derailment due to Incorrect marshalling of train

ID	SPRM-667
old ID	RSSB_3.03.01
Linked Work Items	relates to :  SPRM-78 - [A2.1] Derailment of train relates to :  SPRM-79 - [A2.2] Derailment of one or more rail vehicles relates to :  SPRM-80 - [A2.0] Other derailment type has parent :  SPRM-242 - RSSB Operational Hazards
Type	 Operational Hazard






RSSB_3.03.02 - Failure of train preparation or loading causes derailment - Rail vehicle uneven or asymmetric / offset loading (e.g. freight bulk hoppers, containers, etc.)

Failure of train preparation or loading causes derailment due to Rail vehicle uneven or asymmetric / offset loading (e.g. freight bulk hoppers, containers, etc.)

ID	SPRM-668
old ID	RSSB_3.03.02
Linked Work Items	relates to :  SPRM-78 - [A2.1] Derailment of train relates to :  SPRM-79 - [A2.2] Derailment of one or more rail vehicles relates to :  SPRM-80 - [A2.0] Other derailment type has parent :  SPRM-242 - RSSB Operational Hazards
Type	 Operational Hazard






RSSB_3.04.01 - High winds causes derailment - Aerodynamic overturning due to high winds

High winds causes derailment due to Aerodynamic overturning due to high winds

ID	SPRM-669
old ID	RSSB_3.04.01
Linked Work Items	relates to :  SPRM-78 - [A2.1] Derailment of train relates to :  SPRM-79 - [A2.2] Derailment of one or more rail vehicles relates to :  SPRM-80 - [A2.0] Other derailment type has parent :  SPRM-242 - RSSB Operational Hazards
Type	 Operational Hazard






RSSB_3.05.01 - Large obstruction on track - Flooding of track

Large obstruction on track due to Flooding of track

ID	SPRM-670
old ID	RSSB_3.05.01
Linked Work Items	relates to :  SPRM-78 - [A2.1] Derailment of train relates to :  SPRM-79 - [A2.2] Derailment of one or more rail vehicles relates to :  SPRM-80 - [A2.0] Other derailment type has parent :  SPRM-242 - RSSB Operational Hazards
Type	 Operational Hazard

RSSB_3.05.03 - Large obstruction on track - Landslide / floods






Large obstruction on track due to Landslide / floods

ID	SPRM-671
old ID	RSSB_3.05.03
Linked Work Items	relates to :  SPRM-78 - [A2.1] Derailment of train relates to :  SPRM-79 - [A2.2] Derailment of one or more rail vehicles relates to :  SPRM-80 - [A2.0] Other derailment type has parent :  SPRM-242 - RSSB Operational Hazards
Type	 Operational Hazard

RSSB_3.05.04 - Large obstruction on track - Snow / ice on track






Large obstruction on track due to Snow / ice on track

ID	SPRM-672
old ID	RSSB_3.05.04

Linked Work Items	relates to :  SPRM-78 - [A2.1] Derailment of train relates to :  SPRM-79 - [A2.2] Derailment of one or more rail vehicles relates to :  SPRM-80 - [A2.0] Other derailment type has parent :  SPRM-242 - RSSB Operational Hazards
Type	 Operational Hazard






RSSB_3.06.04 - Rolling Stock fault / failure - Deliberate derailment on catch points/trap points

Rolling Stock fault / failure due to Deliberate derailment on catch points/trap points

ID	SPRM-673
old ID	RSSB_3.06.04
Linked Work Items	relates to :  SPRM-78 - [A2.1] Derailment of train relates to :  SPRM-79 - [A2.2] Derailment of one or more rail vehicles relates to :  SPRM-80 - [A2.0] Other derailment type has parent :  SPRM-242 - RSSB Operational Hazards
Type	 Operational Hazard






RSSB_3.06.06 - Rolling Stock fault / failure - Rail vehicle wheel flat or wheel/tyre wear beyond limits

Rolling Stock fault / failure due to Rail vehicle wheel flat or wheel/tyre wear beyond limits

ID	SPRM-674
old ID	RSSB_3.06.06
Linked Work Items	relates to :  SPRM-78 - [A2.1] Derailment of train relates to :  SPRM-79 - [A2.2] Derailment of one or more rail vehicles relates to :  SPRM-80 - [A2.0] Other derailment type has parent :  SPRM-242 - RSSB Operational Hazards
Type	 Operational Hazard

RSSB_3.07.05 - Track fault / failure - Infrastructure returned in an unsafe condition following a possession






Track fault / failure due to Infrastructure returned in an unsafe condition following a possession

ID	SPRM-675
old ID	RSSB_3.07.05
Linked Work Items	relates to :  SPRM-78 - [A2.1] Derailment of train relates to :  SPRM-79 - [A2.2] Derailment of one or more rail vehicles relates to :  SPRM-80 - [A2.0] Other derailment type has parent :  SPRM-242 - RSSB Operational Hazards
Type	 Operational Hazard

RSSB_3.08.07 - Track formation failures (including under bridge and embankment failures) - Vehicle striking railway bridge






Track formation failures (including under bridge and embankment failures) due to Vehicle striking railway bridge

ID	SPRM-676
old ID	RSSB_3.08.07

Linked Work Items	relates to :  SPRM-78 - [A2.1] Derailment of train relates to :  SPRM-79 - [A2.2] Derailment of one or more rail vehicles relates to :  SPRM-80 - [A2.0] Other derailment type has parent :  SPRM-242 - RSSB Operational Hazards
Type	 Operational Hazard






RSSB_3.09.02 - Train exceeds limit of movement authority (including SPADs) - Driver anticipation of signal clearance

Train exceeds limit of movement authority (including SPADs) due to Driver anticipation of signal clearance

ID	SPRM-677
old ID	RSSB_3.09.02
Linked Work Items	relates to :  SPRM-78 - [A2.1] Derailment of train relates to :  SPRM-79 - [A2.2] Derailment of one or more rail vehicles relates to :  SPRM-80 - [A2.0] Other derailment type has parent :  SPRM-242 - RSSB Operational Hazards
Type	 Operational Hazard






RSSB_3.09.03 - Train exceeds limit of movement authority (including SPADs) - Driver failure to check signal aspect

Train exceeds limit of movement authority (including SPADs) due to Driver failure to check signal aspect

ID	SPRM-678
old ID	RSSB_3.09.03
Linked Work Items	relates to :  SPRM-78 - [A2.1] Derailment of train relates to :  SPRM-79 - [A2.2] Derailment of one or more rail vehicles relates to :  SPRM-80 - [A2.0] Other derailment type has parent :  SPRM-242 - RSSB Operational Hazards
Type	 Operational Hazard

RSSB_3.09.04 - Train exceeds limit of movement authority (including SPADs) - Driver failure to locate signal aspect






Train exceeds limit of movement authority (including SPADs) due to Driver failure to locate signal aspect

ID	SPRM-679
old ID	RSSB_3.09.04
Linked Work Items	relates to :  SPRM-78 - [A2.1] Derailment of train relates to :  SPRM-79 - [A2.2] Derailment of one or more rail vehicles relates to :  SPRM-80 - [A2.0] Other derailment type has parent :  SPRM-242 - RSSB Operational Hazards
Type	 Operational Hazard

RSSB_3.09.05 - Train exceeds limit of movement authority (including SPADs) - Driver failure to react to cautionary aspect






Train exceeds limit of movement authority (including SPADs) due to Driver failure to react to cautionary aspect

ID	SPRM-680
old ID	RSSB_3.09.05

Linked Work Items	relates to :  SPRM-78 - [A2.1] Derailment of train relates to :  SPRM-79 - [A2.2] Derailment of one or more rail vehicles relates to :  SPRM-80 - [A2.0] Other derailment type has parent :  SPRM-242 - RSSB Operational Hazards
Type	 Operational Hazard






RSSB_3.09.06 - Train exceeds limit of movement authority (including SPADs) - Driver ignorance of rules/instructions

Train exceeds limit of movement authority (including SPADs) due to Driver ignorance of rules/instructions

ID	SPRM-681
old ID	RSSB_3.09.06
Linked Work Items	relates to :  SPRM-78 - [A2.1] Derailment of train relates to :  SPRM-79 - [A2.2] Derailment of one or more rail vehicles relates to :  SPRM-80 - [A2.0] Other derailment type has parent :  SPRM-242 - RSSB Operational Hazards
Type	 Operational Hazard






RSSB_3.09.07 - Train exceeds limit of movement authority (including SPADs) - Driver misjudge of environmental conditions

Train exceeds limit of movement authority (including SPADs) due to Driver misjudge of environmental conditions

ID	SPRM-682
old ID	RSSB_3.09.07
Linked Work Items	relates to :  SPRM-78 - [A2.1] Derailment of train relates to :  SPRM-79 - [A2.2] Derailment of one or more rail vehicles relates to :  SPRM-80 - [A2.0] Other derailment type has parent :  SPRM-242 - RSSB Operational Hazards
Type	 Operational Hazard

RSSB_3.09.08 - Train exceeds limit of movement authority (including SPADs) - Driver misjudge of train behaviour






Train exceeds limit of movement authority (including SPADs) due to Driver misjudge of train behaviour

ID	SPRM-683
old ID	RSSB_3.09.08
Linked Work Items	relates to :  SPRM-78 - [A2.1] Derailment of train relates to :  SPRM-79 - [A2.2] Derailment of one or more rail vehicles relates to :  SPRM-80 - [A2.0] Other derailment type has parent :  SPRM-242 - RSSB Operational Hazards
Type	 Operational Hazard

RSSB_3.09.09 - Train exceeds limit of movement authority (including SPADs) - Driver misreading aspect on correct signal






Train exceeds limit of movement authority (including SPADs) due to Driver misreading aspect on correct signal

ID	SPRM-684
old ID	RSSB_3.09.09

Linked Work Items	relates to :  SPRM-78 - [A2.1] Derailment of train relates to :  SPRM-79 - [A2.2] Derailment of one or more rail vehicles relates to :  SPRM-80 - [A2.0] Other derailment type has parent :  SPRM-242 - RSSB Operational Hazards
Type	 Operational Hazard






RSSB_3.09.10 - Train exceeds limit of movement authority (including SPADs) - Driver misreading the previous signal aspect

Train exceeds limit of movement authority (including SPADs) due to Driver misreading the previous signal aspect

ID	SPRM-685
old ID	RSSB_3.09.10
Linked Work Items	relates to :  SPRM-78 - [A2.1] Derailment of train relates to :  SPRM-79 - [A2.2] Derailment of one or more rail vehicles relates to :  SPRM-80 - [A2.0] Other derailment type has parent :  SPRM-242 - RSSB Operational Hazards
Type	 Operational Hazard






RSSB_3.09.11 - Train exceeds limit of movement authority (including SPADs) - Driver viewing the wrong signal

Train exceeds limit of movement authority (including SPADs) due to Driver viewing the wrong signal

ID	SPRM-686
old ID	RSSB_3.09.11
Linked Work Items	relates to :  SPRM-78 - [A2.1] Derailment of train relates to :  SPRM-79 - [A2.2] Derailment of one or more rail vehicles relates to :  SPRM-80 - [A2.0] Other derailment type has parent :  SPRM-242 - RSSB Operational Hazards
Type	 Operational Hazard

RSSB_3.09.12 - Train exceeds limit of movement authority (including SPADs) - Driver violation of rules/instructions






Train exceeds limit of movement authority (including SPADs) due to Driver violation of rules/instructions

ID	SPRM-687
old ID	RSSB_3.09.12
Linked Work Items	relates to :  SPRM-78 - [A2.1] Derailment of train relates to :  SPRM-79 - [A2.2] Derailment of one or more rail vehicles relates to :  SPRM-80 - [A2.0] Other derailment type has parent :  SPRM-242 - RSSB Operational Hazards
Type	 Operational Hazard

RSSB_3.09.13 - Train exceeds limit of movement authority (including SPADs) - Miscommunication - ambiguous / incomplete information given






Train exceeds limit of movement authority (including SPADs) due to Miscommunication - ambiguous / incomplete information given

ID	SPRM-688
old ID	RSSB_3.09.13

Linked Work Items	relates to :  SPRM-78 - [A2.1] Derailment of train relates to :  SPRM-79 - [A2.2] Derailment of one or more rail vehicles relates to :  SPRM-80 - [A2.0] Other derailment type has parent :  SPRM-242 - RSSB Operational Hazards
Type	 Operational Hazard






RSSB_3.09.14 - Train exceeds limit of movement authority (including SPADs) - Miscommunication - correct information given but misunderstood

Train exceeds limit of movement authority (including SPADs) due to Miscommunication - correct information given but misunderstood

ID	SPRM-689
old ID	RSSB_3.09.14
Linked Work Items	relates to :  SPRM-78 - [A2.1] Derailment of train relates to :  SPRM-79 - [A2.2] Derailment of one or more rail vehicles relates to :  SPRM-80 - [A2.0] Other derailment type has parent :  SPRM-242 - RSSB Operational Hazards
Type	 Operational Hazard






RSSB_3.09.15 - Train exceeds limit of movement authority (including SPADs) - Miscommunication - handsignaller communication human error

Train exceeds limit of movement authority (including SPADs) due to Miscommunication - handsignaller communication human error

ID	SPRM-690
old ID	RSSB_3.09.15
Linked Work Items	relates to :  SPRM-78 - [A2.1] Derailment of train relates to :  SPRM-79 - [A2.2] Derailment of one or more rail vehicles relates to :  SPRM-80 - [A2.0] Other derailment type has parent :  SPRM-242 - RSSB Operational Hazards
Type	 Operational Hazard

RSSB_3.09.16 - Train exceeds limit of movement authority (including SPADs) - Miscommunication - information not given






Train exceeds limit of movement authority (including SPADs) due to Miscommunication - information not given

ID	SPRM-691
old ID	RSSB_3.09.16
Linked Work Items	relates to :  SPRM-78 - [A2.1] Derailment of train relates to :  SPRM-79 - [A2.2] Derailment of one or more rail vehicles relates to :  SPRM-80 - [A2.0] Other derailment type has parent :  SPRM-242 - RSSB Operational Hazards
Type	 Operational Hazard

RSSB_3.09.17 - Train exceeds limit of movement authority (including SPADs) - Miscommunication - wrong information given






Train exceeds limit of movement authority (including SPADs) due to Miscommunication - wrong information given

ID	SPRM-692
----	----------

old ID	RSSB_3.09.17
Linked Work Items	relates to :  SPRM-78 - [A2.1] Derailment of train relates to :  SPRM-79 - [A2.2] Derailment of one or more rail vehicles relates to :  SPRM-80 - [A2.0] Other derailment type has parent :  SPRM-242 - RSSB Operational Hazards
Type	 Operational Hazard






RSSB_3.09.20 - Train exceeds limit of movement authority (including SPADs) - Vegetation on the track

Train exceeds limit of movement authority (including SPADs) due to Vegetation on the track

ID	SPRM-693
old ID	RSSB_3.09.20
Linked Work Items	relates to :  SPRM-78 - [A2.1] Derailment of train relates to :  SPRM-79 - [A2.2] Derailment of one or more rail vehicles relates to :  SPRM-80 - [A2.0] Other derailment type has parent :  SPRM-242 - RSSB Operational Hazards
Type	 Operational Hazard






RSSB_3.10.03 - Train runaway - Runaway train due to driver error

Train runaway due to Runaway train due to driver error

ID	SPRM-694
old ID	RSSB_3.10.03
Linked Work Items	relates to :  SPRM-78 - [A2.1] Derailment of train relates to :  SPRM-79 - [A2.2] Derailment of one or more rail vehicles relates to :  SPRM-80 - [A2.0] Other derailment type has parent :  SPRM-242 - RSSB Operational Hazards
Type	 Operational Hazard

RSSB_3.10.04 - Train runaway - Runaway train due to vandalism






Train runaway due to Runaway train due to vandalism

ID	SPRM-695
old ID	RSSB_3.10.04
Linked Work Items	relates to :  SPRM-78 - [A2.1] Derailment of train relates to :  SPRM-79 - [A2.2] Derailment of one or more rail vehicles relates to :  SPRM-80 - [A2.0] Other derailment type has parent :  SPRM-242 - RSSB Operational Hazards
Type	 Operational Hazard

RSSB_3.11.01 - Uncontrolled movement of train in siding or possession - Machinery overturning/derailment






Uncontrolled movement of train in siding or possession due to Machinery overturning/derailment

ID	SPRM-696
old ID	RSSB_3.11.01

Linked Work Items	relates to :  SPRM-78 - [A2.1] Derailment of train relates to :  SPRM-79 - [A2.2] Derailment of one or more rail vehicles relates to :  SPRM-80 - [A2.0] Other derailment type has parent :  SPRM-242 - RSSB Operational Hazards
Type	 Operational Hazard






RSSB_3.11.02 - Uncontrolled movement of train in siding or possession - Route set incorrectly in depot or siding

Uncontrolled movement of train in siding or possession due to Route set incorrectly in depot or siding

ID	SPRM-697
old ID	RSSB_3.11.02
Linked Work Items	relates to :  SPRM-78 - [A2.1] Derailment of train relates to :  SPRM-79 - [A2.2] Derailment of one or more rail vehicles relates to :  SPRM-80 - [A2.0] Other derailment type has parent :  SPRM-242 - RSSB Operational Hazards
Type	 Operational Hazard






RSSB_3.11.03 - Uncontrolled movement of train in siding or possession - Shunter error

Uncontrolled movement of train in siding or possession due to Shunter error

ID	SPRM-698
old ID	RSSB_3.11.03
Linked Work Items	relates to :  SPRM-78 - [A2.1] Derailment of train relates to :  SPRM-79 - [A2.2] Derailment of one or more rail vehicles relates to :  SPRM-80 - [A2.0] Other derailment type has parent :  SPRM-242 - RSSB Operational Hazards
Type	 Operational Hazard

RSSB_3.11.04 - Uncontrolled movement of train in siding or possession - Track maintenance staff error






Uncontrolled movement of train in siding or possession due to Track maintenance staff error

ID	SPRM-699
old ID	RSSB_3.11.04
Linked Work Items	relates to :  SPRM-78 - [A2.1] Derailment of train relates to :  SPRM-79 - [A2.2] Derailment of one or more rail vehicles relates to :  SPRM-80 - [A2.0] Other derailment type has parent :  SPRM-242 - RSSB Operational Hazards
Type	 Operational Hazard

RSSB_3.11.05 - Uncontrolled movement of train in siding or possession - Uncontrolled train movement in depot or siding




Uncontrolled movement of train in siding or possession due to Uncontrolled train movement in depot or siding

ID	SPRM-700
old ID	RSSB_3.11.05

Linked Work Items	relates to :  SPRM-78 - [A2.1] Derailment of train relates to :  SPRM-79 - [A2.2] Derailment of one or more rail vehicles relates to :  SPRM-80 - [A2.0] Other derailment type has parent :  SPRM-242 - RSSB Operational Hazards
Type	 Operational Hazard




RSSB_4.01.01 - Driver error when joining /splitting units - Driver error using couple/uncouple button

Driver error when joining /splitting units due to Driver error using couple/uncouple button

ID	SPRM-708
old ID	RSSB_4.01.01
Linked Work Items	relates to :  SPRM-73 - [A1.2] Collision of train with obstacle within the clearance gauge has parent :  SPRM-242 - RSSB Operational Hazards
Type	 Operational Hazard




RSSB_4.01.02 - Driver error when joining /splitting units - Driver error while splitting units

Driver error when joining /splitting units due to Driver error while splitting units

ID	SPRM-709
old ID	RSSB_4.01.02
Linked Work Items	relates to :  SPRM-73 - [A1.2] Collision of train with obstacle within the clearance gauge has parent :  SPRM-242 - RSSB Operational Hazards
Type	 Operational Hazard




RSSB_4.01.03 - Driver error when starting journey - Driver error accidentally selecting reverse instead of forward

Driver error when starting journey due to Driver error accidentally selecting reverse instead of forward

ID	SPRM-710
old ID	RSSB_4.01.03
Linked Work Items	relates to :  SPRM-73 - [A1.2] Collision of train with obstacle within the clearance gauge has parent :  SPRM-242 - RSSB Operational Hazards
Type	 Operational Hazard




RSSB_4.02.02 - Train rolls back and collides with buffer stop - Driver error (other) leading to rollback buffer stop strike

Train rolls back and collides with buffer stop due to Driver error (other) leading to rollback buffer stop strike

ID	SPRM-711
old ID	RSSB_4.02.02
Linked Work Items	relates to :  SPRM-73 - [A1.2] Collision of train with obstacle within the clearance gauge has parent :  SPRM-242 - RSSB Operational Hazards
Type	 Operational Hazard




RSSB 4.02.03 - Train rolls back and collides with buffer stop - Driver error during train set-up leading to rollback buffer stop strike

Train rolls back and collides with buffer stop due to Driver error during train set-up leading to rollback buffer stop strike

ID	SPRM-712
old ID	RSSB_4.02.03
Linked Work Items	relates to :  SPRM-73 - [A1.2] Collision of train with obstacle within the clearance gauge has parent :  SPRM-242 - RSSB Operational Hazards
Type	 Operational Hazard




RSSB 4.02.04 - Train rolls back and collides with buffer stop - Driver error during train shutdown leading to rollback buffer stop strike

Train rolls back and collides with buffer stop due to Driver error during train shutdown leading to rollback buffer stop strike

ID	SPRM-713
old ID	RSSB_4.02.04
Linked Work Items	relates to :  SPRM-73 - [A1.2] Collision of train with obstacle within the clearance gauge has parent :  SPRM-242 - RSSB Operational Hazards
Type	 Operational Hazard




RSSB 4.02.05 - Train rolls back and collides with buffer stop - Driver failure to apply brakes leading to rollback buffer stop strike

Train rolls back and collides with buffer stop due to Driver failure to apply brakes leading to rollback buffer stop strike

ID	SPRM-714
old ID	RSSB_4.02.05
Linked Work Items	relates to :  SPRM-73 - [A1.2] Collision of train with obstacle within the clearance gauge has parent :  SPRM-242 - RSSB Operational Hazards
Type	 Operational Hazard




RSSB 4.02.06 - Train rolls back and collides with buffer stop - Driver inadvertent brake release leading to rollback buffer stop strike

Train rolls back and collides with buffer stop due to Driver inadvertent brake release leading to rollback buffer stop strike

ID	SPRM-715
old ID	RSSB_4.02.06
Linked Work Items	relates to :  SPRM-73 - [A1.2] Collision of train with obstacle within the clearance gauge has parent :  SPRM-242 - RSSB Operational Hazards
Type	 Operational Hazard




RSSB 4.03.03 - Train runaway - Runaway train due to driver error

Train runaway due to Runaway train due to driver error

ID	SPRM-716
old ID	RSSB_4.03.03
Linked Work Items	relates to :  SPRM-73 - [A1.2] Collision of train with obstacle within the clearance gauge has parent :  SPRM-242 - RSSB Operational Hazards
Type	 Operational Hazard




RSSB_4.03.04 - Train runaway - Runaway train due to vandalism

Train runaway due to Runaway train due to vandalism

ID	SPRM-717
old ID	RSSB_4.03.04
Linked Work Items	relates to :  SPRM-73 - [A1.2] Collision of train with obstacle within the clearance gauge has parent :  SPRM-242 - RSSB Operational Hazards
Type	 Operational Hazard




RSSB_4.04.04 - Uncontrolled movement of train towards buffer stop - Driver inexperience leading to buffer stop strike

Uncontrolled movement of train towards buffer stop due to Driver inexperience leading to buffer stop strike

ID	SPRM-718
old ID	RSSB_4.04.04
Linked Work Items	relates to :  SPRM-73 - [A1.2] Collision of train with obstacle within the clearance gauge has parent :  SPRM-242 - RSSB Operational Hazards
Type	 Operational Hazard

RSSB_4.04.05 - Uncontrolled movement of train towards buffer stop - Driver loss of concentration leading to buffer stop strike




Uncontrolled movement of train towards buffer stop due to Driver loss of concentration leading to buffer stop strike

ID	SPRM-719
old ID	RSSB_4.04.05
Linked Work Items	relates to :  SPRM-73 - [A1.2] Collision of train with obstacle within the clearance gauge has parent :  SPRM-242 - RSSB Operational Hazards
Type	 Operational Hazard

RSSB_4.04.06 - Uncontrolled movement of train towards buffer stop - Driver medical condition leading to buffer stop strike




Uncontrolled movement of train towards buffer stop due to Driver medical condition leading to buffer stop strike

ID	SPRM-720
old ID	RSSB_4.04.06

Linked Work Items	relates to :  SPRM-73 - [A1.2] Collision of train with obstacle within the clearance gauge has parent :  SPRM-242 - RSSB Operational Hazards
Type	 Operational Hazard




RSSB_4.04.07 - Uncontrolled movement of train towards buffer stop - Driver misjudges braking leading to buffer stop strike

Uncontrolled movement of train towards buffer stop due to Driver misjudges braking leading to buffer stop strike

ID	SPRM-721
old ID	RSSB_4.04.07
Linked Work Items	relates to :  SPRM-73 - [A1.2] Collision of train with obstacle within the clearance gauge has parent :  SPRM-242 - RSSB Operational Hazards
Type	 Operational Hazard




RSSB_4.04.08 - Uncontrolled movement of train towards buffer stop - Low adhesion and driver fails to adjust to conditions leading to buffer stop strike

Uncontrolled movement of train towards buffer stop due to Low adhesion and driver fails to adjust to conditions leading to buffer stop strike

ID	SPRM-722
old ID	RSSB_4.04.08
Linked Work Items	relates to :  SPRM-73 - [A1.2] Collision of train with obstacle within the clearance gauge has parent :  SPRM-242 - RSSB Operational Hazards
Type	 Operational Hazard

RSSB_4.04.09 - Uncontrolled movement of train towards buffer stop - Low adhesion due to leaves leading to buffer stop strike




Uncontrolled movement of train towards buffer stop due to Low adhesion due to leaves leading to buffer stop strike

ID	SPRM-723
old ID	RSSB_4.04.09
Linked Work Items	relates to :  SPRM-73 - [A1.2] Collision of train with obstacle within the clearance gauge has parent :  SPRM-242 - RSSB Operational Hazards
Type	 Operational Hazard

RSSB_4.04.10 - Uncontrolled movement of train towards buffer stop - Low adhesion due to rail contamination leading to buffer stop strike




Uncontrolled movement of train towards buffer stop due to Low adhesion due to rail contamination leading to buffer stop strike

ID	SPRM-724
old ID	RSSB_4.04.10

Linked Work Items	relates to :  SPRM-73 - [A1.2] Collision of train with obstacle within the clearance gauge has parent :  SPRM-242 - RSSB Operational Hazards
Type	 Operational Hazard




RSSB 4.04.11 - Uncontrolled movement of train towards buffer stop - Low adhesion due to weather conditions leading to buffer stop strike

Uncontrolled movement of train towards buffer stop due to Low adhesion due to weather conditions leading to buffer stop strike

ID	SPRM-725
old ID	RSSB_4.04.11
Linked Work Items	relates to :  SPRM-73 - [A1.2] Collision of train with obstacle within the clearance gauge has parent :  SPRM-242 - RSSB Operational Hazards
Type	 Operational Hazard




RSSB 4.04.12 - Uncontrolled movement of train towards buffer stop - Workforce communication error during shunting leading to buffer stop strike

Uncontrolled movement of train towards buffer stop due to Workforce communication error during shunting leading to buffer stop strike

ID	SPRM-726
old ID	RSSB_4.04.12
Linked Work Items	relates to :  SPRM-73 - [A1.2] Collision of train with obstacle within the clearance gauge has parent :  SPRM-242 - RSSB Operational Hazards
Type	 Operational Hazard




RSSB 4.04.13 - Uncontrolled movement of train towards buffer stop - Misrouted train

Uncontrolled movement of train towards buffer stop due to Misrouted train

ID	SPRM-727
old ID	RSSB_4.04.13
Linked Work Items	relates to :  SPRM-73 - [A1.2] Collision of train with obstacle within the clearance gauge has parent :  SPRM-242 - RSSB Operational Hazards
Type	 Operational Hazard




RSSB_5.01.01 - Incorrect operation of level crossing by railway staff - Level crossing attendant error (local control)

Incorrect operation of level crossing by railway staff due to Level crossing attendant error (local control)

ID	SPRM-735
old ID	RSSB_5.01.01
Linked Work Items	relates to :  SPRM-84 - [A3.1.2] Level Crossing Accident involving a train and crossing vehicles has parent :  SPRM-242 - RSSB Operational Hazards
Type	 Operational Hazard




RSSB_5.01.02 - Incorrect operation of level crossing by railway staff - Signaller / crossing keeper error

Incorrect operation of level crossing by railway staff due to Signaller / crossing keeper error

ID	SPRM-736
old ID	RSSB_5.01.02
Linked Work Items	relates to :  SPRM-84 - [A3.1.2] Level Crossing Accident involving a train and crossing vehicles has parent :  SPRM-242 - RSSB Operational Hazards
Type	 Operational Hazard




RSSB_5.03.01 - Road vehicle incorrectly on level crossing - Crossing user fails to stop, look and listen

Road vehicle incorrectly on level crossing due to Crossing user fails to stop, look and listen

ID	SPRM-737
old ID	RSSB_5.03.01
Linked Work Items	relates to :  SPRM-84 - [A3.1.2] Level Crossing Accident involving a train and crossing vehicles has parent :  SPRM-242 - RSSB Operational Hazards
Type	 Operational Hazard

RSSB_5.03.02 - Road vehicle incorrectly on level crossing - Incorrect use of level crossing




Road vehicle incorrectly on level crossing due to Incorrect use of level crossing

ID	SPRM-738
old ID	RSSB_5.03.02
Linked Work Items	relates to :  SPRM-84 - [A3.1.2] Level Crossing Accident involving a train and crossing vehicles has parent :  SPRM-242 - RSSB Operational Hazards
Type	 Operational Hazard

RSSB_5.03.03 - Road vehicle incorrectly on level crossing - Level crossing user fails to observe level crossing / level crossing lights




Road vehicle incorrectly on level crossing due to Level crossing user fails to observe level crossing / level crossing lights

ID	SPRM-739
old ID	RSSB_5.03.03

Linked Work Items	relates to :  SPRM-84 - [A3.1.2] Level Crossing Accident involving a train and crossing vehicles has parent :  SPRM-242 - RSSB Operational Hazards
Type	 Operational Hazard




RSSB_5.03.04 - Road vehicle incorrectly on level crossing - Poor crossing visibility for road user

Road vehicle incorrectly on level crossing due to Poor crossing visibility for road user

ID	SPRM-740
old ID	RSSB_5.03.04
Linked Work Items	relates to :  SPRM-84 - [A3.1.2] Level Crossing Accident involving a train and crossing vehicles has parent :  SPRM-242 - RSSB Operational Hazards
Type	 Operational Hazard




RSSB_5.03.05 - Road vehicle incorrectly on level crossing - Poor sighting distances at level crossing

Road vehicle incorrectly on level crossing due to Poor sighting distances at level crossing

ID	SPRM-741
old ID	RSSB_5.03.05
Linked Work Items	relates to :  SPRM-84 - [A3.1.2] Level Crossing Accident involving a train and crossing vehicles has parent :  SPRM-242 - RSSB Operational Hazards
Type	 Operational Hazard




RSSB_5.03.06 - Road vehicle incorrectly on level crossing - Road traffic accident

Road vehicle incorrectly on level crossing due to Road traffic accident

ID	SPRM-742
old ID	RSSB_5.03.06
Linked Work Items	relates to :  SPRM-84 - [A3.1.2] Level Crossing Accident involving a train and crossing vehicles has parent :  SPRM-242 - RSSB Operational Hazards
Type	 Operational Hazard




RSSB_5.03.07 - Road vehicle incorrectly on level crossing - Road traffic blocking back over crossing

Road vehicle incorrectly on level crossing due to Road traffic blocking back over crossing

ID	SPRM-743
old ID	RSSB_5.03.07
Linked Work Items	relates to :  SPRM-84 - [A3.1.2] Level Crossing Accident involving a train and crossing vehicles has parent :  SPRM-242 - RSSB Operational Hazards
Type	 Operational Hazard




RSSB 5.03.08 - Road vehicle incorrectly on level crossing - Road user fails to use phone to check line is clear

Road vehicle incorrectly on level crossing due to Road user fails to use phone to check line is clear

ID	SPRM-744
old ID	RSSB_5.03.08
Linked Work Items	relates to :  SPRM-84 - [A3.1.2] Level Crossing Accident involving a train and crossing vehicles has parent :  SPRM-242 - RSSB Operational Hazards
Type	 Operational Hazard




RSSB 5.03.09 - Road vehicle incorrectly on level crossing - Road user ignores lights/red light running or zig-zags barriers

Road vehicle incorrectly on level crossing due to Road user ignores lights/red light running or zig-zags barriers

ID	SPRM-745
old ID	RSSB_5.03.09
Linked Work Items	relates to :  SPRM-84 - [A3.1.2] Level Crossing Accident involving a train and crossing vehicles has parent :  SPRM-242 - RSSB Operational Hazards
Type	 Operational Hazard




RSSB 5.03.10 - Road vehicle incorrectly on level crossing - Road user turns onto the railway

Road vehicle incorrectly on level crossing due to Road user turns onto the railway

ID	SPRM-746
old ID	RSSB_5.03.10
Linked Work Items	relates to :  SPRM-84 - [A3.1.2] Level Crossing Accident involving a train and crossing vehicles has parent :  SPRM-242 - RSSB Operational Hazards
Type	 Operational Hazard

RSSB 5.03.11 - Road vehicle incorrectly on level crossing - Road vehicle brakes too late for crossing




Road vehicle incorrectly on level crossing due to Road vehicle brakes too late for crossing

ID	SPRM-747
old ID	RSSB_5.03.11
Linked Work Items	relates to :  SPRM-84 - [A3.1.2] Level Crossing Accident involving a train and crossing vehicles has parent :  SPRM-242 - RSSB Operational Hazards
Type	 Operational Hazard

RSSB 5.03.12 - Road vehicle incorrectly on level crossing - Road vehicle deliberately placed on level crossing




Road vehicle incorrectly on level crossing due to Road vehicle deliberately placed on level crossing

ID	SPRM-748
old ID	RSSB_5.03.12

Linked Work Items	relates to :  SPRM-84 - [A3.1.2] Level Crossing Accident involving a train and crossing vehicles has parent :  SPRM-242 - RSSB Operational Hazards
Type	 Operational Hazard




RSSB_5.03.13 - Road vehicle incorrectly on level crossing - Road vehicle grounded or stuck

Road vehicle incorrectly on level crossing due to Road vehicle grounded or stuck

ID	SPRM-749
old ID	RSSB_5.03.13
Linked Work Items	relates to :  SPRM-84 - [A3.1.2] Level Crossing Accident involving a train and crossing vehicles has parent :  SPRM-242 - RSSB Operational Hazards
Type	 Operational Hazard




RSSB_5.03.14 - Road vehicle incorrectly on level crossing - Road vehicle on line due criminal / vandal activity

Road vehicle incorrectly on level crossing due to Road vehicle on line due criminal / vandal activity

ID	SPRM-750
old ID	RSSB_5.03.14
Linked Work Items	relates to :  SPRM-84 - [A3.1.2] Level Crossing Accident involving a train and crossing vehicles has parent :  SPRM-242 - RSSB Operational Hazards
Type	 Operational Hazard




RSSB_5.03.15 - Road vehicle incorrectly on level crossing - Road vehicle on line due to road traffic accident

Road vehicle incorrectly on level crossing due to Road vehicle on line due to road traffic accident

ID	SPRM-751
old ID	RSSB_5.03.15
Linked Work Items	relates to :  SPRM-84 - [A3.1.2] Level Crossing Accident involving a train and crossing vehicles has parent :  SPRM-242 - RSSB Operational Hazards
Type	 Operational Hazard




RSSB_5.03.16 - Road vehicle incorrectly on level crossing - Road vehicle stranded or failed

Road vehicle incorrectly on level crossing due to Road vehicle stranded or failed




ID	SPRM-752
old ID	RSSB_5.03.16
Linked Work Items	relates to :  SPRM-84 - [A3.1.2] Level Crossing Accident involving a train and crossing vehicles has parent :  SPRM-242 - RSSB Operational Hazards
Type	 Operational Hazard

RSSB_5.03.17 - Road vehicle incorrectly on level crossing - Second train coming

Road vehicle incorrectly on level crossing due to Second train coming




ID	SPRM-753
old ID	RSSB_5.03.17
Linked Work Items	relates to :  SPRM-84 - [A3.1.2] Level Crossing Accident involving a train and crossing vehicles has parent :  SPRM-242 - RSSB Operational Hazards
Type	 Operational Hazard

RSSB_5.03.18 - Road vehicle incorrectly on level crossing - Sunlight obscures crossing / light
Road vehicle incorrectly on level crossing due to Sunlight obscures crossing / light

ID	SPRM-754
old ID	RSSB_5.03.18
Linked Work Items	relates to :  SPRM-84 - [A3.1.2] Level Crossing Accident involving a train and crossing vehicles has parent :  SPRM-242 - RSSB Operational Hazards
Type	 Operational Hazard




RSSB_5.03.19 - Road vehicle incorrectly on level crossing - Sunlight obscures crossing / view up and down tracks

Road vehicle incorrectly on level crossing due to Sunlight obscures crossing / view up and down tracks

ID	SPRM-755
old ID	RSSB_5.03.19
Linked Work Items	relates to :  SPRM-84 - [A3.1.2] Level Crossing Accident involving a train and crossing vehicles has parent :  SPRM-242 - RSSB Operational Hazards
Type	 Operational Hazard

RSSB_5.04.01 - Train driver error at level crossing (excluding SPAD) - Train driver fails to observe locally monitored crossing

Train driver error at level crossing (excluding SPAD) due to Train driver fails to observe locally monitored crossing

ID	SPRM-756
old ID	RSSB_5.04.01
Linked Work Items	relates to :  SPRM-84 - [A3.1.2] Level Crossing Accident involving a train and crossing vehicles has parent :  SPRM-242 - RSSB Operational Hazards
Type	 Operational Hazard

RSSB_5.05.02 - Train exceeds limit of movement authority (including SPADs) - Driver anticipation of signal clearance

Train exceeds limit of movement authority (including SPADs) due to Driver anticipation of signal clearance

ID	SPRM-757
old ID	RSSB_5.05.02

Linked Work Items	relates to : 🚨 SPRM-84 - [A3.1.2] Level Crossing Accident involving a train and crossing vehicles has parent : 📄 SPRM-242 - RSSB Operational Hazards
Type	⚡ Operational Hazard

RSSB_5.05.03 - Train exceeds limit of movement authority (including SPADs) - Driver failure to check signal aspect

Train exceeds limit of movement authority (including SPADs) due to Driver failure to check signal aspect

ID	SPRM-758
old ID	RSSB_5.05.03
Linked Work Items	relates to : 🚨 SPRM-84 - [A3.1.2] Level Crossing Accident involving a train and crossing vehicles has parent : 📄 SPRM-242 - RSSB Operational Hazards
Type	⚡ Operational Hazard

RSSB_5.05.04 - Train exceeds limit of movement authority (including SPADs) - Driver failure to locate signal aspect

Train exceeds limit of movement authority (including SPADs) due to Driver failure to locate signal aspect

ID	SPRM-759
old ID	RSSB_5.05.04
Linked Work Items	relates to : 🚨 SPRM-84 - [A3.1.2] Level Crossing Accident involving a train and crossing vehicles has parent : 📄 SPRM-242 - RSSB Operational Hazards
Type	⚡ Operational Hazard




RSSB_5.05.05 - Train exceeds limit of movement authority (including SPADs) - Driver failure to react to cautionary aspect

Train exceeds limit of movement authority (including SPADs) due to Driver failure to react to cautionary aspect

ID	SPRM-760
old ID	RSSB_5.05.05
Linked Work Items	relates to : 🚨 SPRM-84 - [A3.1.2] Level Crossing Accident involving a train and crossing vehicles has parent : 📄 SPRM-242 - RSSB Operational Hazards
Type	⚡ Operational Hazard




RSSB_5.05.06 - Train exceeds limit of movement authority (including SPADs) - Driver ignorance of rules/instructions

Train exceeds limit of movement authority (including SPADs) due to Driver ignorance of rules/instructions

ID	SPRM-761
old ID	RSSB_5.05.06
Linked Work Items	relates to :  SPRM-84 - [A3.1.2] Level Crossing Accident involving a train and crossing vehicles has parent :  SPRM-242 - RSSB Operational Hazards
Type	 Operational Hazard




RSSB_5.05.07 - Train exceeds limit of movement authority (including SPADs) - Driver misjudge of environmental conditions

Train exceeds limit of movement authority (including SPADs) due to Driver misjudge of environmental conditions

ID	SPRM-762
old ID	RSSB_5.05.07
Linked Work Items	relates to :  SPRM-84 - [A3.1.2] Level Crossing Accident involving a train and crossing vehicles has parent :  SPRM-242 - RSSB Operational Hazards
Type	 Operational Hazard




RSSB_5.05.08 - Train exceeds limit of movement authority (including SPADs) - Driver misjudge of train behaviour

Train exceeds limit of movement authority (including SPADs) due to Driver misjudge of train behaviour

ID	SPRM-763
old ID	RSSB_5.05.08
Linked Work Items	relates to :  SPRM-84 - [A3.1.2] Level Crossing Accident involving a train and crossing vehicles has parent :  SPRM-242 - RSSB Operational Hazards
Type	 Operational Hazard




RSSB_5.05.09 - Train exceeds limit of movement authority (including SPADs) - Driver misreading aspect on correct signal

Train exceeds limit of movement authority (including SPADs) due to Driver misreading aspect on correct signal

ID	SPRM-764
old ID	RSSB_5.05.09
Linked Work Items	relates to :  SPRM-84 - [A3.1.2] Level Crossing Accident involving a train and crossing vehicles has parent :  SPRM-242 - RSSB Operational Hazards
Type	 Operational Hazard




RSSB_5.05.10 - Train exceeds limit of movement authority (including SPADs) - Driver misreading the previous signal aspect

Train exceeds limit of movement authority (including SPADs) due to Driver misreading the previous signal aspect

ID	SPRM-765
old ID	RSSB_5.05.10
Linked Work Items	relates to :  SPRM-84 - [A3.1.2] Level Crossing Accident involving a train and crossing vehicles has parent :  SPRM-242 - RSSB Operational Hazards
Type	 Operational Hazard




RSSB_5.05.11 - Train exceeds limit of movement authority (including SPADs) - Driver viewing the wrong signal

Train exceeds limit of movement authority (including SPADs) due to Driver viewing the wrong signal

ID	SPRM-766
old ID	RSSB_5.05.11
Linked Work Items	relates to :  SPRM-84 - [A3.1.2] Level Crossing Accident involving a train and crossing vehicles has parent :  SPRM-242 - RSSB Operational Hazards
Type	 Operational Hazard




RSSB_5.05.12 - Train exceeds limit of movement authority (including SPADs) - Driver violation of rules/instructions

Train exceeds limit of movement authority (including SPADs) due to Driver violation of rules/instructions

ID	SPRM-767
old ID	RSSB_5.05.12
Linked Work Items	relates to :  SPRM-84 - [A3.1.2] Level Crossing Accident involving a train and crossing vehicles has parent :  SPRM-242 - RSSB Operational Hazards
Type	 Operational Hazard

RSSB_5.05.13 - Train exceeds limit of movement authority (including SPADs) - Miscommunication - Ambiguous/incomplete information given




Train exceeds limit of movement authority (including SPADs) due to Miscommunication - Ambiguous/incomplete information given

ID	SPRM-768
old ID	RSSB_5.05.13
Linked Work Items	relates to :  SPRM-84 - [A3.1.2] Level Crossing Accident involving a train and crossing vehicles has parent :  SPRM-242 - RSSB Operational Hazards
Type	 Operational Hazard

RSSB_5.05.14 - Train exceeds limit of movement authority (including SPADs) - Miscommunication - Correct information given but misunderstood




Train exceeds limit of movement authority (including SPADs) due to Miscommunication - Correct information given but misunderstood

ID	SPRM-769
old ID	RSSB_5.05.14

Linked Work Items	relates to :  SPRM-84 - [A3.1.2] Level Crossing Accident involving a train and crossing vehicles has parent :  SPRM-242 - RSSB Operational Hazards
Type	 Operational Hazard




RSSB_5.05.15 - Train exceeds limit of movement authority (including SPADs) - Miscommunication - handsignaller communication human error

Train exceeds limit of movement authority (including SPADs) due to Miscommunication - handsignaller communication human error

ID	SPRM-770
old ID	RSSB_5.05.15
Linked Work Items	relates to :  SPRM-84 - [A3.1.2] Level Crossing Accident involving a train and crossing vehicles has parent :  SPRM-242 - RSSB Operational Hazards
Type	 Operational Hazard




RSSB_5.05.16 - Train exceeds limit of movement authority (including SPADs) - Miscommunication - Information not given

Train exceeds limit of movement authority (including SPADs) due to Miscommunication - Information not given

ID	SPRM-771
old ID	RSSB_5.05.16
Linked Work Items	relates to :  SPRM-84 - [A3.1.2] Level Crossing Accident involving a train and crossing vehicles has parent :  SPRM-242 - RSSB Operational Hazards
Type	 Operational Hazard



RSSB_5.05.17 - Train exceeds limit of movement authority (including SPADs) - Miscommunication - Wrong information given

Train exceeds limit of movement authority (including SPADs) due to Miscommunication - Wrong information given

ID	SPRM-772
old ID	RSSB_5.05.17
Linked Work Items	relates to :  SPRM-84 - [A3.1.2] Level Crossing Accident involving a train and crossing vehicles has parent :  SPRM-242 - RSSB Operational Hazards
Type	 Operational Hazard

RSSB_5.05.20 - Train exceeds limit of movement authority (including SPADs) - Vegetation on the track




Train exceeds limit of movement authority (including SPADs) due to Vegetation on the track

ID	SPRM-773
old ID	RSSB_5.05.20
Linked Work Items	relates to :  SPRM-84 - [A3.1.2] Level Crossing Accident involving a train and crossing vehicles has parent :  SPRM-242 - RSSB Operational Hazards

Type	 Operational Hazard
------	--




RSSB_6.01.04 - Contact with traction supply - Electric shock due to falling onto traction

Contact with traction supply due to Electric shock due to falling onto traction

ID	SPRM-783
old ID	RSSB_6.01.04
Linked Work Items	relates to :  SPRM-98 - [A0.1] Electric shock has parent :  SPRM-242 - RSSB Operational Hazards
Type	 Operational Hazard




RSSB_6.01.05 - Contact with traction supply - Electric shock due to contact with traction via object

Contact with traction supply due to Electric shock due to contact with traction via object

ID	SPRM-784
old ID	RSSB_6.01.05
Linked Work Items	relates to :  SPRM-98 - [A0.1] Electric shock has parent :  SPRM-242 - RSSB Operational Hazards
Type	 Operational Hazard







RSSB_6.01.06 - Contact with traction supply - Electric shock due to powering of train whilst train is undergoing maintenance

Contact with traction supply due to Electric shock due to powering of train whilst train is undergoing maintenance

ID	SPRM-785
old ID	RSSB_6.01.06
Linked Work Items	relates to :  SPRM-98 - [A0.1] Electric shock has parent :  SPRM-242 - RSSB Operational Hazards
Type	 Operational Hazard

RSSB_9.01.01 - Fire - Accumulation of combustible gases, fumes, vapour or dust







Fire due to Accumulation of combustible gases, fumes, vapour or dust

ID	SPRM-793
old ID	RSSB_9.01.01
Linked Work Items	relates to :  SPRM-95 - [A5.0] Others fire (or explosion) in rolling stock relates to :  SPRM-93 - [A5.1] Fire (or explosion) in a train relates to :  SPRM-94 - [A5.2] Fire (or explosion) involving one or more rail vehicles relates to :  SPRM-96 - Fire (or explosion) in other location has parent :  SPRM-242 - RSSB Operational Hazards
Type	 Operational Hazard

RSSB_9.01.04 - Fire - Presence of ignition source







Fire due to Presence of ignition source

ID	SPRM-794
old ID	RSSB_9.01.04

Linked Work Items	relates to :  SPRM-95 - [A5.0] Others fire (or explosion) in rolling stock relates to :  SPRM-93 - [A5.1] Fire (or explosion) in a train relates to :  SPRM-94 - [A5.2] Fire (or explosion) involving one or more rail vehicles relates to :  SPRM-96 - Fire (or explosion) in other location has parent :  SPRM-242 - RSSB Operational Hazards
Type	 Operational Hazard







RSSB_9.01.05 - Fire - Stored or transported flammable materials

Fire due to Stored or transported flammable materials

ID	SPRM-795
old ID	RSSB_9.01.05
Linked Work Items	relates to :  SPRM-95 - [A5.0] Others fire (or explosion) in rolling stock relates to :  SPRM-93 - [A5.1] Fire (or explosion) in a train relates to :  SPRM-94 - [A5.2] Fire (or explosion) involving one or more rail vehicles relates to :  SPRM-96 - Fire (or explosion) in other location has parent :  SPRM-242 - RSSB Operational Hazards
Type	 Operational Hazard







RSSB_9.01.10 - Fire - Train fires - human error / carelessness (includes crew and passenger and discarded cigarettes)

Fire due to Train fires - human error / carelessness (includes crew and passenger and discarded cigarettes)

ID	SPRM-796
old ID	RSSB_9.01.10
Linked Work Items	relates to :  SPRM-95 - [A5.0] Others fire (or explosion) in rolling stock relates to :  SPRM-93 - [A5.1] Fire (or explosion) in a train relates to :  SPRM-94 - [A5.2] Fire (or explosion) involving one or more rail vehicles relates to :  SPRM-96 - Fire (or explosion) in other location has parent :  SPRM-242 - RSSB Operational Hazards
Type	 Operational Hazard







RSSB_9.01.12 - Fire - Vandalism - arson

Fire due to Vandalism - arson

ID	SPRM-797
old ID	RSSB_9.01.12
Linked Work Items	relates to :  SPRM-95 - [A5.0] Others fire (or explosion) in rolling stock relates to :  SPRM-93 - [A5.1] Fire (or explosion) in a train relates to :  SPRM-94 - [A5.2] Fire (or explosion) involving one or more rail vehicles relates to :  SPRM-96 - Fire (or explosion) in other location has parent :  SPRM-242 - RSSB Operational Hazards
Type	 Operational Hazard







RSSB_9.02.01 - Explosion - Deflagration explosion (with slow flame front)

Explosion due to Deflagration explosion (with slow flame front)

ID	SPRM-798
old ID	RSSB_9.02.01
Linked Work Items	relates to :  SPRM-95 - [A5.0] Others fire (or explosion) in rolling stock relates to :  SPRM-93 - [A5.1] Fire (or explosion) in a train relates to :  SPRM-94 - [A5.2] Fire (or explosion) involving one or more rail vehicles relates to :  SPRM-96 - Fire (or explosion) in other location has parent :  SPRM-242 - RSSB Operational Hazards
Type	 Operational Hazard







RSSB_9.02.02 - Explosion - Detonation explosion (with shock wave)

Explosion due to Detonation explosion (with shock wave)

ID	SPRM-799
old ID	RSSB_9.02.02
Linked Work Items	relates to :  SPRM-95 - [A5.0] Others fire (or explosion) in rolling stock relates to :  SPRM-93 - [A5.1] Fire (or explosion) in a train relates to :  SPRM-94 - [A5.2] Fire (or explosion) involving one or more rail vehicles relates to :  SPRM-96 - Fire (or explosion) in other location has parent :  SPRM-242 - RSSB Operational Hazards
Type	 Operational Hazard



RSSB_9.02.03 - Explosion - Handling detonators without due care

Explosion due to Handling detonators without due care

ID	SPRM-800
old ID	RSSB_9.02.03
Linked Work Items	relates to :  SPRM-95 - [A5.0] Others fire (or explosion) in rolling stock relates to :  SPRM-93 - [A5.1] Fire (or explosion) in a train relates to :  SPRM-94 - [A5.2] Fire (or explosion) involving one or more rail vehicles relates to :  SPRM-96 - Fire (or explosion) in other location has parent :  SPRM-242 - RSSB Operational Hazards
Type	 Operational Hazard



RSSB_12.01.01 - Workforce struck by train while working (e.g. trackside, in possessions, in depots) - Workforce struck / crushed by train due to shunting movements

Workforce struck by train while working (e.g. trackside, in possessions, in depots) due to Workforce struck / crushed by train due to shunting movements

ID	SPRM-852
old ID	RSSB_12.01.01
Linked Work Items	has parent :  SPRM-242 - RSSB Operational Hazards
Type	 Operational Hazard



RSSB_12.01.02 - Workforce struck by train while working (e.g. trackside, in possessions, in depots) - Workforce struck / crushed by train due to unauthorised, incorrect, irregular movement

Workforce struck by train while working (e.g. trackside, in possessions, in depots) due to Workforce struck / crushed by train due to unauthorised, incorrect, irregular movement

ID	SPRM-853
old ID	RSSB_12.01.02
Linked Work Items	has parent :  SPRM-242 - RSSB Operational Hazards
Type	 Operational Hazard



RSSB_12.01.03 - Workforce struck by train while working (e.g. trackside, in possessions, in depots) - Workforce struck / crushed while taking short cuts across lines

Workforce struck by train while working (e.g. trackside, in possessions, in depots) due to Workforce struck / crushed while taking short cuts across lines

ID	SPRM-854
old ID	RSSB_12.01.03
Linked Work Items	has parent :  SPRM-242 - RSSB Operational Hazards
Type	 Operational Hazard



RSSB_12.01.04 - Workforce struck by train while working (e.g. trackside, in possessions, in depots) - Workforce struck by runaway train

Workforce struck by train while working (e.g. trackside, in possessions, in depots) due to Workforce struck by runaway train

ID	SPRM-855
old ID	RSSB_12.01.04
Linked Work Items	has parent :  SPRM-242 - RSSB Operational Hazards
Type	 Operational Hazard

RSSB_12.01.05 - Workforce struck by train while working (e.g. trackside, in possessions, in depots) - Workforce struck by train due to slip, trip or fall

Workforce struck by train while working (e.g. trackside, in possessions, in depots) due to Workforce struck by train due to slip, trip or fall

ID	SPRM-856
old ID	RSSB_12.01.05
Linked Work Items	has parent :  SPRM-242 - RSSB Operational Hazards
Type	 Operational Hazard

RSSB_12.01.06 - Workforce struck by train while working (e.g. trackside, in possessions, in depots) - Workforce struck by train due to straying onto the running line



Workforce struck by train while working (e.g. trackside, in possessions, in depots) due to Workforce struck by train due to straying onto the running line

ID	SPRM-857
old ID	RSSB_12.01.06

Linked Work Items	has parent :  SPRM-242 - RSSB Operational Hazards
Type	 Operational Hazard



RSSB_12.01.07 - Workforce struck by train while working (e.g. trackside, in possessions, in depots) - Workforce struck by train while on trackside

Workforce struck by train while working (e.g. trackside, in possessions, in depots) due to Workforce struck by train while on trackside

ID	SPRM-858
old ID	RSSB_12.01.07
Linked Work Items	has parent :  SPRM-242 - RSSB Operational Hazards
Type	 Operational Hazard



RSSB_12.01.08 - Workforce struck by train while working (e.g. trackside, in possessions, in depots) - Workforce struck by train while working between trains during coupling / uncoupling operations

Workforce struck by train while working (e.g. trackside, in possessions, in depots) due to Workforce struck by train while working between trains during coupling / uncoupling operations

ID	SPRM-859
old ID	RSSB_12.01.08
Linked Work Items	has parent :  SPRM-242 - RSSB Operational Hazards
Type	 Operational Hazard



RSSB_12.01.09 - Workforce struck by train while working (e.g. trackside, in possessions, in depots) - Workforce struck by train while working due to failure to identify the right track location for maintenance work

Workforce struck by train while working (e.g. trackside, in possessions, in depots) due to Workforce struck by train while working due to failure to identify the right track location for maintenance work

ID	SPRM-860
old ID	RSSB_12.01.09
Linked Work Items	has parent :  SPRM-242 - RSSB Operational Hazards
Type	 Operational Hazard



RSSB_12.01.10 - Workforce struck by train while working (e.g. trackside, in possessions, in depots) - Workforce struck by train wrongly inside possession due to signal passed at danger

Workforce struck by train while working (e.g. trackside, in possessions, in depots) due to Workforce struck by train wrongly inside possession due to signal passed at danger

ID	SPRM-861
old ID	RSSB_12.01.10
Linked Work Items	has parent :  SPRM-242 - RSSB Operational Hazards
Type	 Operational Hazard



RSSB_12.01.11 - Workforce struck by train while working (e.g. trackside, in possessions, in depots) - Misrouted train

Workforce struck by train while working (e.g. trackside, in possessions, in depots) due to Misrouted train

ID	SPRM-862
old ID	RSSB_12.01.11
Linked Work Items	has parent :  SPRM-242 - RSSB Operational Hazards
Type	 Operational Hazard



RSSB_12.01.12 - Workforce struck by train while working (e.g. trackside, in possessions, in depots) - Workforce struck by train wrongly inside possession due to wrong side signal failure

Workforce struck by train while working (e.g. trackside, in possessions, in depots) due to Workforce struck by train wrongly inside possession due to wrong side signal failure

ID	SPRM-863
old ID	RSSB_12.01.12
Linked Work Items	has parent :  SPRM-242 - RSSB Operational Hazards
Type	 Operational Hazard



RSSB_12.02.01 - Person struck by train at level crossing - Person struck by train at level crossing due to incorrect use of level crossing

Person struck by train at level crossing due to Person struck by train at level crossing due to incorrect use of level crossing

ID	SPRM-864
old ID	RSSB_12.02.01
Linked Work Items	has parent :  SPRM-242 - RSSB Operational Hazards
Type	 Operational Hazard

RSSB_12.02.03 - Person struck by train at level crossing - Person struck by train at level crossing due to level crossing user distracted (e.g. distracted / forced by dog)


Person struck by train at level crossing due to Person struck by train at level crossing due to level crossing user distracted (e.g. distracted / forced by dog)

ID	SPRM-865
old ID	RSSB_12.02.03
Linked Work Items	has parent :  SPRM-242 - RSSB Operational Hazards
Type	 Operational Hazard

RSSB_12.02.04 - Person struck by train at level crossing - Person struck by train at level crossing due to level crossing user failing to observe level crossing / level crossing lights



Person struck by train at level crossing due to Person struck by train at level crossing due to level crossing user failing to observe level crossing / level crossing lights

ID	SPRM-866
old ID	RSSB_12.02.04

Linked Work Items	has parent :  SPRM-242 - RSSB Operational Hazards
Type	 Operational Hazard



RSSB_12.02.05 - Person struck by train at level crossing - Person struck by train at level crossing due to level crossing user slip, trip, fall or getting snagged on crossing

Person struck by train at level crossing due to Person struck by train at level crossing due to level crossing user slip, trip, fall or getting snagged on crossing

ID	SPRM-867
old ID	RSSB_12.02.05
Linked Work Items	has parent :  SPRM-242 - RSSB Operational Hazards
Type	 Operational Hazard



RSSB_12.02.06 - Person struck by train at level crossing - Person struck by train at level crossing due to level crossing user slow to traverse crossing

Person struck by train at level crossing due to Person struck by train at level crossing due to level crossing user slow to traverse crossing

ID	SPRM-868
old ID	RSSB_12.02.06
Linked Work Items	has parent :  SPRM-242 - RSSB Operational Hazards
Type	 Operational Hazard



RSSB_12.02.07 - Person struck by train at level crossing - Person struck by train at level crossing due to level crossing user trapped between barriers

Person struck by train at level crossing due to Person struck by train at level crossing due to level crossing user trapped between barriers

ID	SPRM-869
old ID	RSSB_12.02.07
Linked Work Items	has parent :  SPRM-242 - RSSB Operational Hazards
Type	 Operational Hazard



RSSB_12.02.08 - Person struck by train at level crossing - Person struck by train at level crossing due to level crossing user unaware of level crossing

Person struck by train at level crossing due to Person struck by train at level crossing due to level crossing user unaware of level crossing

ID	SPRM-870
old ID	RSSB_12.02.08
Linked Work Items	has parent :  SPRM-242 - RSSB Operational Hazards
Type	 Operational Hazard



RSSB_12.02.09 - Person struck by train at level crossing - Person struck by train at level crossing due to poor sighting distances at level crossing

Person struck by train at level crossing due to Person struck by train at level crossing due to poor sighting distances at level crossing

ID	SPRM-871
old ID	RSSB_12.02.09
Linked Work Items	has parent :  SPRM-242 - RSSB Operational Hazards
Type	 Operational Hazard



RSSB_12.02.10 - Person struck by train at level crossing - Person struck by train at level crossing due to second train coming

Person struck by train at level crossing due to Person struck by train at level crossing due to second train coming

ID	SPRM-872
old ID	RSSB_12.02.10
Linked Work Items	has parent :  SPRM-242 - RSSB Operational Hazards
Type	 Operational Hazard



RSSB_12.02.11 - Person struck by train at level crossing - Person struck by train at level crossing due to signaller / crossing keeper error

Person struck by train at level crossing due to Person struck by train at level crossing due to signaller / crossing keeper error

ID	SPRM-873
old ID	RSSB_12.02.11
Linked Work Items	has parent :  SPRM-242 - RSSB Operational Hazards
Type	 Operational Hazard


RSSB_12.02.12 - Person struck by train at level crossing - Person struck by train at level crossing due to SPAD at signals protecting level crossing

Person struck by train at level crossing due to Person struck by train at level crossing due to SPAD at signals protecting level crossing

ID	SPRM-874
old ID	RSSB_12.02.12
Linked Work Items	has parent :  SPRM-242 - RSSB Operational Hazards
Type	 Operational Hazard

RSSB_12.03.01 - Person struck by train at station - Person struck / crushed by out of gauge item on passing train

Person struck by train at station due to Person struck / crushed by out of gauge item on passing train

ID	SPRM-875
old ID	RSSB_12.03.01
Linked Work Items	has parent :  SPRM-242 - RSSB Operational Hazards

Type	⚡ Operational Hazard
------	----------------------

RSSB_12.03.02 - Person struck by train at station - Person struck by / contact with non-stopping train at station due to being too close to platform edge

Person struck by train at station due to Person struck by / contact with non-stopping train at station due to being too close to platform edge

ID	SPRM-876
old ID	RSSB_12.03.02
Linked Work Items	has parent : 📄 SPRM-242 - RSSB Operational Hazards
Type	⚡ Operational Hazard

RSSB_12.04.01 - Disembarkation / detraining of train outside station - Person struck by train due to being on track following self-detraining

Disembarkation / detraining of train outside station due to Person struck by train due to being on track following self-detraining

ID	SPRM-877
old ID	RSSB_12.04.01
Linked Work Items	has parent : 📄 SPRM-242 - RSSB Operational Hazards
Type	⚡ Operational Hazard

RSSB_12.04.02 - Disembarkation / detraining of train outside station - Person struck by train due to being on track following train / infrastructure failure

Disembarkation / detraining of train outside station due to Person struck by train due to being on track following train / infrastructure failure

ID	SPRM-878
old ID	RSSB_12.04.02
Linked Work Items	has parent : 📄 SPRM-242 - RSSB Operational Hazards
Type	⚡ Operational Hazard



RSSB_12.04.03 - Disembarkation / detraining of train outside station - Person struck by train due to being on track in an emergency / evacuation

Disembarkation / detraining of train outside station due to Person struck by train due to being on track in an emergency / evacuation



ID	SPRM-879
old ID	RSSB_12.04.03
Linked Work Items	has parent : 📄 SPRM-242 - RSSB Operational Hazards
Type	⚡ Operational Hazard

RSSB_13.01.01 - Road traffic accident caused by driver - Road traffic accident due to driver error / distraction



Road traffic accident caused by driver due to Road traffic accident due to driver error / distraction

ID	SPRM-880
old ID	RSSB_13.01.01
Linked Work Items	has parent :  SPRM-242 - RSSB Operational Hazards
Type	 Operational Hazard



RSSB_13.01.02 - Road traffic accident caused by driver - Road traffic accident due to driver fatigue
Road traffic accident caused by driver due to Road traffic accident due to driver fatigue

ID	SPRM-881
old ID	RSSB_13.01.02
Linked Work Items	has parent :  SPRM-242 - RSSB Operational Hazards
Type	 Operational Hazard



RSSB_13.01.03 - Road traffic accident caused by driver - Road traffic accident due to driver illness
Road traffic accident caused by driver due to Road traffic accident due to driver illness

ID	SPRM-882
old ID	RSSB_13.01.03
Linked Work Items	has parent :  SPRM-242 - RSSB Operational Hazards
Type	 Operational Hazard

RSSB_13.01.04 - Road traffic accident caused by driver - Road traffic accident due to poor driving behaviour / competence
Road traffic accident caused by driver due to Road traffic accident due to poor driving behaviour / competence



ID	SPRM-883
old ID	RSSB_13.01.04
Linked Work Items	has parent :  SPRM-242 - RSSB Operational Hazards
Type	 Operational Hazard

RSSB_13.02.01 - Road traffic accident caused by external factors - Road traffic accident caused by non-railway staff driver
Road traffic accident caused by external factors due to Road traffic accident caused by non-railway staff driver

ID	SPRM-884
old ID	RSSB_13.02.01
Linked Work Items	has parent :  SPRM-242 - RSSB Operational Hazards
Type	 Operational Hazard



RSSB_13.02.02 - Road traffic accident caused by external factors - Road traffic accident due to inappropriate vehicle loading

Road traffic accident caused by external factors due to Road traffic accident due to inappropriate vehicle loading

ID	SPRM-885
old ID	RSSB_13.02.02
Linked Work Items	has parent :  SPRM-242 - RSSB Operational Hazards
Type	 Operational Hazard



RSSB_13.02.03 - Road traffic accident caused by external factors - Road traffic accident due to vehicle integrity

Road traffic accident caused by external factors due to Road traffic accident due to vehicle integrity

ID	SPRM-886
old ID	RSSB_13.02.03
Linked Work Items	has parent :  SPRM-242 - RSSB Operational Hazards
Type	 Operational Hazard

RSSB_13.02.04 - Road traffic accident caused by external factors - Road traffic accident due to weather conditions

Road traffic accident caused by external factors due to Road traffic accident due to weather conditions



ID	SPRM-887
old ID	RSSB_13.02.04
Linked Work Items	has parent :  SPRM-242 - RSSB Operational Hazards
Type	 Operational Hazard

5 HOF Hazards

5.1 System Performance

Automation performance (general)



The capabilities and benefits of automation may be over-stated.

ID	SPRM-1256
old ID	UIC_HOFWG_R1.1
Linked Work Items	has parent :  SPRM-1345 - System Performance
Type	 Operational Hazard

Automation performance in degraded working



Automation may be optimised for 'normal' operations and perform poorly in degraded or emergency conditions.

ID	SPRM-1340
old ID	UIC_HOFWG_R1.2

Linked Work Items	has parent :  SPRM-1345 - System Performance
Type	 Operational Hazard



Decision-making

Decisions often have to be made on low-quality, wrong or imperfect data.

ID	SPRM-1344
old ID	UIC_HOFWG_R1.3
Linked Work Items	has parent :  SPRM-1345 - System Performance
Type	 Operational Hazard



Workload impact

Automation can make operator tasks monotonous and infrequent, which can result in underload, lack of motivation and overload.

ID	SPRM-1341
old ID	UIC_HOFWG_R1.4
Linked Work Items	has parent :  SPRM-1345 - System Performance
Type	 Operational Hazard



Automation state change

The switch between manual and automatic operations, and change between modes are critical activities which can result in a loss of operator situation awareness.

ID	SPRM-1342
old ID	UIC_HOFWG_R1.5
Linked Work Items	has parent :  SPRM-1345 - System Performance
Type	 Operational Hazard

Automation opacity



Automation may not provide the correct information for human operators to be able to work collaboratively with it.

ID	SPRM-1343
old ID	UIC_HOFWG_R1.6
Linked Work Items	has parent :  SPRM-1345 - System Performance
Rationale	I.e. incorrect information means; too little, too much, in wrong form or inappropriately precise information
Type	 Operational Hazard

5.2 Roles and Responsibilities



Definition of operator responsibility

The operator's responsibility is not clearly defined and they are held accountable for situations which they had not understood or had control over.

ID	SPRM-1354
old ID	UIC_HOFWG_R2.1
Linked Work Items	has parent :  SPRM-1346 - Roles and Responsibilities
Type	 Operational Hazard



Fall-back processes

In the event of system failure, operators may need access to different information and controls to ensure the operation can continue safely.

ID	SPRM-1352
old ID	UIC_HOFWG_R2.2
Linked Work Items	has parent :  SPRM-1346 - Roles and Responsibilities
Type	 Operational Hazard

Role of managers



Managers may have unrealistic expectations of how human performance can be maintained under automation.

ID	SPRM-1353
old ID	UIC_HOFWG_R2.3
Linked Work Items	has parent :  SPRM-1346 - Roles and Responsibilities
Rationale	E.g. how much is reasonable for operators to intervene, some errors may become more likely because they are now lower risk.
Type	 Operational Hazard

5.3 Training and Support



Operator skill degradation

Operators who do not use skills daily will likely lose some ability over time.

ID	SPRM-1359
old ID	UIC_HOFWG_R3.1
Linked Work Items	has parent :  SPRM-1348 - Training and Support
Rationale	In particular in relation to emergency situations but also in relation to the ease and speed with which they can complete standard tasks.
Type	 Operational Hazard



Training time

Operators who do not manually practice their skills daily will likely lose some ability over time.

ID	SPRM-1355
old ID	UIC_HOFWG_R3.2
Linked Work Items	has parent :  SPRM-1348 - Training and Support
Rationale	There may be a need for more manual training when automation is introduced, especially for those who never worked without the automation so that they can establish the manual skills needed.
Type	 Operational Hazard



Training on automation

The automation adds a layer of complexity which operators may need to understand.

ID	SPRM-1356
old ID	UIC_HOFWG_R3.3
Linked Work Items	has parent :  SPRM-1348 - Training and Support
Rationale	For example, an operator should understand the limits of the automation.
Type	 Operational Hazard



Understanding system principles

The automation can add a layer between the operator and the real operation, which can reduce the operator understanding of the long-standing principles to manage risks and introduce a disconnection between the operator and the railway.

ID	SPRM-1357
old ID	UIC_HOFWG_R3.4
Linked Work Items	has parent :  SPRM-1348 - Training and Support
Rationale	Operators should have detailed knowledge of the limits of the automation ability.
Type	 Operational Hazard

Change in operator profile



Operators might lack the aptitude required for automation.

ID	SPRM-1358
old ID	UIC_HOFWG_R3.5
Linked Work Items	has parent :  SPRM-1348 - Training and Support
Rationale	Moving from a manual process to an automated one will change roles from more physical/manual skills to more digital/mental skills.
Type	 Operational Hazard

5.4 Business Processes



Changes to business processes

Automation may reduce operational flexibility.

ID	SPRM-1364
old ID	UIC_HOFWG_R4.1
Linked Work Items	has parent :  SPRM-1347 - Business Processes
Rationale	Automation requires processes to be firmly stated and followed and does not easily account for flexibility.
Type	 Operational Hazard



Managing the transition period

It is likely that there will be a period when the automation is technically enabled but cannot be fully used operationally as the business adapts.

ID	SPRM-1363
old ID	UIC_HOFWG_R4.2
Linked Work Items	has parent :  SPRM-1347 - Business Processes
Type	 Operational Hazard



Impact on organisational staffing

Automation can create an unbalanced workload.

ID	SPRM-1362
old ID	UIC_HOFWG_R4.3
Linked Work Items	has parent :  SPRM-1347 - Business Processes
Rationale	E.g. with high requirements during for example start-up or degraded working but lower requirements during 'normal' operations. High numbers of staff may be needed for limited timeframes.
Type	 Operational Hazard

Parallel use of automatic and manual systems

Parallel use of automatic and manual systems can create difficulties across the business in appropriately planning for the level of service available.

ID	SPRM-1361
old ID	UIC_HOFWG_R4.4
Linked Work Items	has parent :  SPRM-1347 - Business Processes
Type	 Operational Hazard

Impact on inter-professional interactions

Automation can change the nature of the interactions between different roles and staff, leading to miscommunications if not managed as part of the change process.

ID	SPRM-1360
old ID	UIC_HOFWG_R4.5

Linked Work Items	has parent : 📖 SPRM-1347 - Business Processes
Type	⚡ Operational Hazard

6 New Hazards identified by System Pillar Domains

[SP_1] Lack of observation

Lack of observation of condition of the infrastructure, passing trains and vehicles, other conditions which may affect operations by railway personnel (Train Driver, Signaller, Field Force, etc.).

Hazards Identified by System Pillar Domains

This section will need to be populated with the hazards not already part of this database identified by System Pillar Domains safety analysis, if any. [👉 Open, SPRM-2216, 📋 Issue]

DRAFT